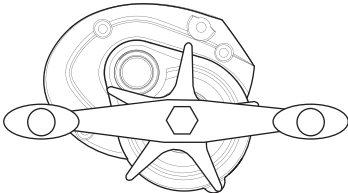




AHT1H



Speed Spool Bait Cast reels are designed to be Lighter, *Faster* and **Stronger**

Driven by innovation – Fueled with Passion  
**Feel the Difference!**

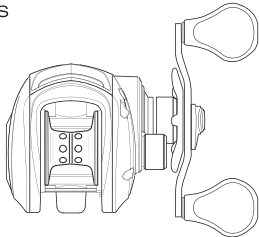


Reel Specifications

Model	Weight	Gear Ratio	Max Drag	Line Capacity	IPT
AHT1H	7.2 oz.	6.4:1	10 lb.	120 yds./12 lb.	28"

FEATURES:

- One-piece, lightweight, graphite composite frame and sideplates
- Five premium double shielded stainless steel bearing system
- Zero-Reverse one-way stainless steel clutch bearing
- Externally adjustable Magnetic Control System (MCS)
- Die-cast aluminum anodized spool
- Durable Rulon drag system, provides up to 10lb. drag power
- High strength solid brass main gear and crank shaft
- Zirconia line guide
- Quick and easy removable graphite palming sideplate
- Handle-side metal anodized spool tension adjustment dial
- Aluminum bowed handle with Lew's® custom paddle handle knobs
- Fully adjustable, smooth, bowed graphite star-drag system



Performance – *Right out of the Box!*

Our Speed Spool baitcast reel by Lew's® is designed for performance and functionality. From the way it conforms to your hand, to the way it reacts crisply and effortlessly to your command, you'll know the minute you grab onto the Speed Spool® that you've got a quality reel.

Your Speed Spool® reel exploits several new developments which will allow you to set yourself apart from the competition.

High Strength Brass Gearing

The drive gear, crankshaft, and worm shaft are made of high strength brass for increased strength and durability. In addition to these advantages, brass provides exceptionally low friction to enhance efficiency.

Lightweight Graphite Frame

Your Speed Spool® reel utilizes a strong yet lightweight one-piece graphite frame.

Lightweight Machined Aluminum Spool

The spool on your Lew's® reel has been engineered to maximize casting distance. Anodized to withstand oxidation and abrasion, machined and built for deep capacity.

Anti-Reverse Bearing

The handle on your Speed Spool® reel will only rotate forward for rock solid hook setting. When you release the handle it will hold its position because of Anti-Reverse bearings, never losing an inch on your catch; an invaluable property to have when you're pulling it in.

Full-Release Magnetic Control System

In order to combat backlash your Speed Spool® reel is furnished with an externally adjustable, full-release magnetic braking system. As the spool accelerates it experiences magnetic resistance, which can be controlled with a dial on the palming sideplate. A full-release magnetic brake has the ability to be backed for enough away from the spool to completely negate any effect on the acceleration of the spool.

Cast Control System

A second feature exits to prevent backlash, the Cast Control System. An adjustment knob is found next to the star drag. The function saddles the spool shaft with steady pressure in order to stabilize spool speed.To calibrate the system reel your lure in until it rests on the tip of the rod, then tighten the knob until taut. Depress the thumb bar, and holding the rod horizontally loosen the knob slowly until the lure begins to descend. The spool should continue to spin after the lure contacts the ground, but should not complete more than one full rotation. If the spool does not continue to spin, the knob is to tight. If the spool completes more than one rotation, the knob is to loose. Repeat until you have achieved the desired results.

Bowed 85mm Aluminum Handle

Our 85mm bowed aluminum handle will give you all the cranking power you need. The Lew's® custom Soft Touch contoured paddle is an added bonus known for it's comfortable fit and ease for all day fishing.

Machined Aluminum Spool



Magnetic Control System MCS

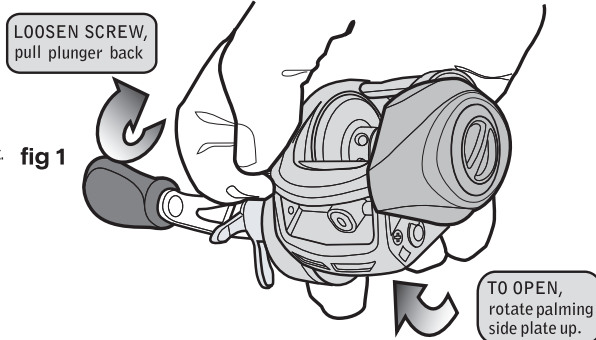


Maintenance and Care

To remove the plaming side plate, loosen screw, pull plunger back then rotate palming side plate up. When applying lubricant to your Speed Spool® reel, avoid using multi-purpose oil. Use lightweight oils or greases made for fishing reels. Apply oil to all bearings, the crank shaft, and the worm gear. Apply grease to the bushings, pinion gears, drive gears, and crank gears.

After usage your reel should be inspected for dirt or sand and cleaned if excessive buildup is present. If your reel has come in contact with saltwater it is important to flush all parts with water, dry and re-lubricate your reel. Through diligent cleaning and maintenance your Lew's® reel will provide you with years of reliability and sound performance

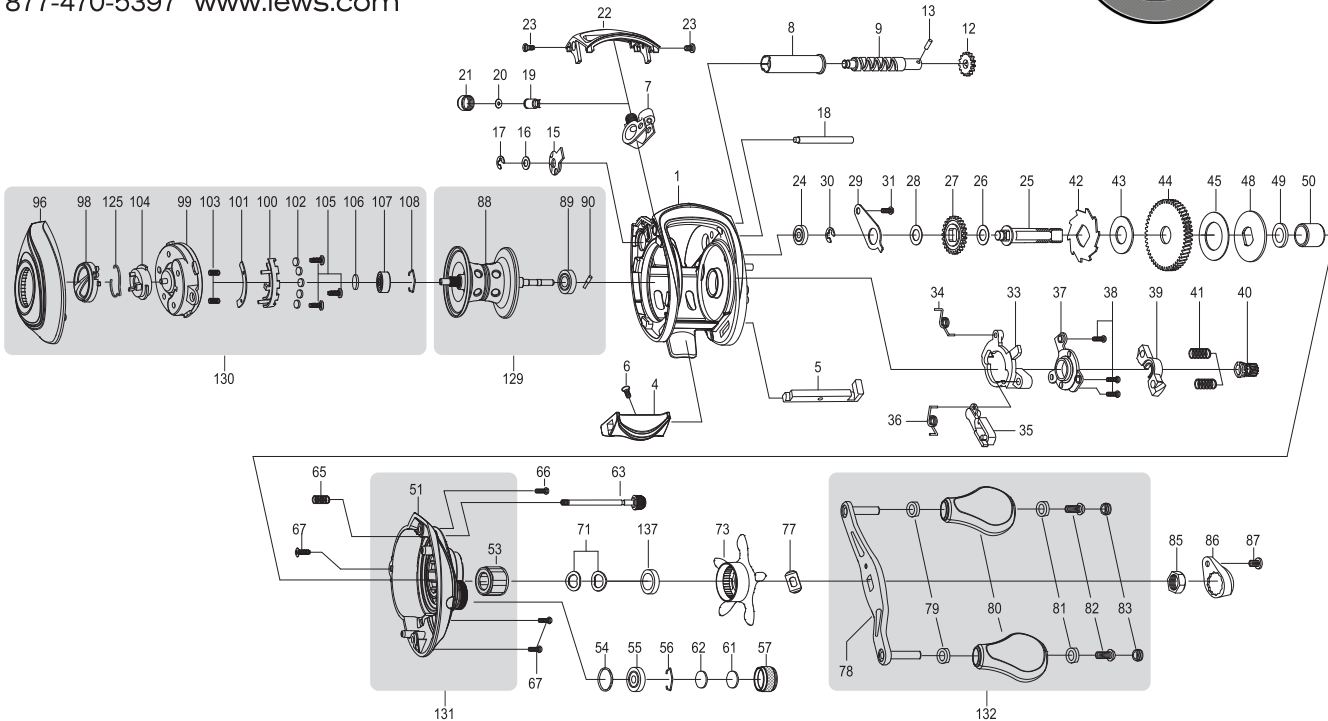
fig 1 To remove side cover unscrew side-plate screws pry front cover away from body to access components



For professional cleaning and maintenance send your reel postage prepaid to:

LEW'S® 2253 E. Bennett St. Springfield, MO 65804

877-470-5397 www.lews.com



One Year Limited Warranty

Lew's® Warrants its products<sup>1</sup> to withstand normal<sup>2</sup> use for the purpose designed and intended when manufactured for a period of one (1) year from the original retail sale date to the original retail consumer. Lew's will at its option repair or replace<sup>3</sup> Lew's® products when required for the warranty period and return<sup>4</sup> the product to the owner at no additional<sup>5</sup> cost to the owner.

<sup>1</sup>Numerous products have been manufactured under variations of the Lew's® name and under the Lew's® Logo by multiple businesses over the past 50 years. This warranty is specifically for products manufactured on behalf of Lew's® of Springfield, Missouri USA since January 1, 2010. Lew's® products manufactured by or on behalf of other intitlies prior to January 1, 2010 are not covered by this warranty. In all circumstances, this Warranty is Limited in Value to the original retail value of the product and is limited to actual damage to the Lew's® product and only the Lew's® product. <sup>2</sup>Loss of a product, and loss/damage of a product or parts due to the attempted repair or servicing of a Lew's® product by any person or business other than Lew's® or Lew's® Authorized Warranty Service Agent, and damage caused by or resulting from abuse, misuse, lack of recommended maintenances, accident, acts of God, and shipping damages occurring in transit to Lew's® or Lew's® Authorized Agent are outside the scope of Lew's® Limited Warranty and will be repaired through Lew's® after warranty service at the expeance of the consumer. <sup>3</sup>Any products replaced by Lew's® will be new or remanufactured by a Lew's® Authorized Agent with same or next model upgrade product. <sup>4</sup>Lew's® will return warranted products to the consumer by reasonable means as determined by Lew's®. <sup>5</sup>Express or expedited services are the responsibility of the consumer as is sending the product to Lew's® Authorized Agent, for Warranty Service. Lew's® and Lew's® Service Agents as authorized by Lew's® are the sole agents authorized to repair or replace Lew's® products under the terms of this warranty. Only written changes by an officer of Lew's® can alter the terms or conditions of the warranty.

This warranty gives you specific legal rights including additional rights extended by some states which do not allow certain exclusions and limitations. Any action brought against Lew's® for the purpose of setting a warranty dispute shall be brought and litigated in the State of Missouri, County of Greene.

Lew's® 2253 E Bennett, Springfield, MO 65804 Phone : 1-417-881-LEWS(5397) FAX : 1-417-881-5387



Key#	Part Name	Key#	Part Name	Key#	Part Name
1	FRAME	37	CAM PLATE	81	BUSHING
4	CLUTCH BAR	38	CAM PLATE SCREW	82	HANDLE KNOB SCREW
5	CLUTCH LINK	39	PINION YOKE	83	HANDLE KNOB CAP
6	CLUTCH BAR SCREW	40	PINION GEAR	85	HANDLE NUT
7	LEVEL WIND ASSEMBLY	41	PINION YOKE SPRING	86	HANDLE NUT CAP
8	PIPE	42	RATCHET	87	SCREW
9	WORM SHAFT	43	RATCHET WASHER	88	SPOOL ASSEMBLY
12	IDLER-S	44	DRIVE GEAR	89	BALL BEARING
13	WORM SHAFT PIN	45	DRAG WASHER-L	90	PIN
15	WORM SHAFT BUSHING-B	48	DRAG WASHER-D	96	PALM SIDE COVER
16	WORM SHAFT WASHER	49	SLEEVE WASHER (OPTIONAL)	98	CONTROL DIAL
17	E-RING	50	SLEEVE	99	SPOOL COVER
18	PILLAR	51	GEAR SIDE COVER	100	MAGNET HOLDER
19	LEVEL WIND PIN	53	ONE WAY CLUTCH	101	MAGNET HOLDER PLATE
20	SPACER(OPTIONAL)	54	O-RING	102	MAGNET
21	LEVEL WIND NUT	55	BALL BEARING	103	SPRING
22	FRONT COVER	56	BEARING RETAINER	104	SLIDE CAM
23	FRONT COVER SCREW	57	CAST CONTROL CAP	105	SPOOL COVER SCREW
24	BALL BEARING	61	TENSION WASHER	106	SPOOL SPACER-A
25	CRANK SHAFT	62	SPOOL SPACER-B	107	BALL BEARING
26	IDLER-L WASHER-A	63	THUMB SCREW	108	BEARING RETAINER
27	IDLER-L	65	THUMB SCREW SPRING	125	CLICK SPRING
28	IDLER-L WASHER-B	66	GEAR SIDE COVER SCREW-A	129	SPOOL COMPLETE
29	BEARING PLATE	67	GEAR SIDE COVER SCREW-B	130	PALM SIDE COMPLETE
33	CLUTCH CAM	77	LEAF SPRING	131	GEAR SIDE COMPLETE
34	CLUTCH SPRING	78	HANDLE ASSEMBLY	132	HANDLE COMPLETE
35	KICK LEVER	79	BUSHING	137	DRAG SPACER
36	KICK LEVER SPRING	80	HANDLE KNOB		

# AHT1H

Key #	Description	Order ID #		Key #	Description	Order ID #
1	FRAME	DY-102700050		51X	GEAR SIDE PLATE ASSEMBLY	DY-U02702110
4	CLUTCH BAR	DY-102707010		53	ONE WAY CLUTCH	DY-102090010
5	CLUTCH LINK	DY-102709011		54	O-RING	DY-100071020
6	CLUTCH BAR SCREW	DY-101507010		55	BALL BEARING	DY-102971010
7	LEVEL WIND ASSEMBLY	DY-102717010		56	BEARING RETAINER	DY-101588011
8	PIPE	DY-101406010		57X	CAST CONTROL CAP ASSEMBLY	DY-101817070
9	WORM SHAFT	DY-100017013		61	TENSION WASHER	DY-100834010
10	BALL BEARING	DY-102954010		62	SPOOL SPACER-B	DY-100690010
11	WORM SHAFT BUSHING-A	DY-100145011		63	LOCKING PIN	DY-103635020
12	IDLER-S	DY-100019010		64	E-RING	DY-100621010
13	WORM SHAFT PIN	DY-100020010		65	LOCKING PIN SPRING	DY-101308010
16	WORM SHAFT WASHER	DY-100539020		66	GEAR SIDE COVER SCREW-A	DY-100202030
17	E-RING	DY-100047010		67	GEAR SIDE COVER SCREW-B	DY-100202020
18	PILLAR	DY-102711010		71	DRAG SPRING WASHER	DY-100088010
19	LEVEL WIND PIN	DY-100464011		73	STAR DRAG	DY-102033480
20	SPACER(OPTIONAL)	DY-100025010		77	LEAF SPRING	DY-100101010
21	LEVEL WIND NUT	DY-100288021		78X	HANDLE COMPLETE	DY-101741120
22	FRONT COVER	DY-102701070		79	BUSHING	DY-100196010
23	FRONT COVER SCREW	DY-100141020		80	HANDLE KNOB	DY-101812020
24	BALL BEARING	DY-102952010		81	BALL BEARING	DY-102950010
25	CRANK SHAFT	DY-100043012		82	HANDLE KNOB SCREW	DY-100180010
26	IDLER-L WASHER-A	DY-100548010		83	HANDLE KNOB CAP	DY-100181030
27	IDLER-L	DY-101938020		85	HANDLE NUT	DY-100319020
28	IDLER-L WASHER-B	DY-100045020		86	HANDLE NUT RETAINER	DY-101798070
29	BEARING PLATE	DY-102727010		87	SCREW	DY-101202020
30	E-RING	DY-100047010		88X	SPOOL COMPLETE	DY-103079020
31	BEARING PLATE SCREW	DY-100135010		89	BALL BEARING	DY-102970010
33	CLUTCH CAM	DY-102708010		90	PIN	DY-100120010
34	CLUTCH SPRING	DY-102688010		96X	PALM SIDE PLATE ASSEMBLY	DY-UA2980050
35	KICK LEVER	DY-102307011		98	CONTROL DIAL	DY-102917100
36	KICK LEVER SPRING	DY-102048010		99	SPOOL COVER	DY-102732010
38	CLUTCH CAM SCREW	DY-100293010		100	MAGNET HOLDER ASSEMBLY	DY-U02921010
39	PINION YOKE	DY-102073010		103	SPRING	DY-100486010
40	PINION GEAR	DY-100980013		104	SLIDE CAM-F	DY-102919010
41	PINION YOKE SPRING	DY-102465010		105	SPOOL COVER SCREW	DY-100141010
42	RATCHET	DY-100818010		106	SPOOL SPACER-A	DY-101850010
43	RATCHET WASHER	DY-102247010		107	BALL BEARING	DY-102971010
44	DRIVE GEAR	DY-101756010		108	BEARING RETAINER	DY-102976010
45	DRAG WASHER-L	DY-101531010		124	DIAL PLATE	DY-102918010
48	DRAG WASHER-D	DY-101367010		125	CLICK SPRING	DY-102002010
49	SLEEVE WASHER(OPTIONAL)	DY-100086030		137	DRAG SPACER	DY-100087010
50	SLEEVE	DY-101983010				