



AH1H, AH1SH

Driven by innovation
Fueled with Passion
Feel the Difference!



Reel Specifications

Model	Weight (oz.)	Gear Ratio	Max Drag (lb.)	Line Capacity (yd./lb.)	IPT
AH1H	7.2	6.4:1	10	120/12	28"
AH1SH	7.2	7.1:1	10	120/12	31"

FEATURES:

- One-piece, lightweight, graphite frame and sideplates
- Premium 5-bearing system with stainless steel double shielded and Zero-Reverse one-way clutch bearing
- Externally adjustable Magnetic Control System (MCS)
- Aluminum anodized blue spool
- Durable Rulon drag system, provides up to 10 lbs. drag power
- High strength solid brass main gear and crank shaft
- Zirconia line guide • Quick and easy removable graphite palming sideplate
- Handle-side anodized aluminum spool tension adjustment dial
- Anodized aluminum bowed handle with Lew's® custom paddle handle knobs
- Fully adjustable, smooth, bowed graphite drag star



ATTENTION BRAIDED LINE USERS!

If your Lew's® Baitcast reel has pre-drilled holes in the spool, you may tie your braid directly to the spool, by passing the braid thru the provided holes and tying a uni-knot.

If your Lew's® baitcast reel does not have pre-drilled holes in the spool, you will need to first tie on and spool at least 20 revolutions of monofilament line, and then tie your braided line to the monofilament line, with either a back-to-back uni-knot or an Albright knot.

Continue to spool your reel as normal, keeping strong tension on the line to ensure the line is firmly wound onto the spool to keep from "digging in" to underlying line layers when pressure is put on the line from fighting fish.

FAILURE TO PROPERLY SPOOL BRAIDED LINE ONTO YOUR REELS SPOOL WILL RESULT IN LINE SLIPPAGE, AND THE IMPRESSION YOUR DRAG IS NOT WORKING PROPERLY.

Performance – Right out of the Box!

Your American Hero® Speed Spool baitcast reel by Lew's® is designed for performance and functionality. From the way it conforms to your hand, to the way it reacts crisply and effortlessly to your command, you'll know the minute you grab onto the Speed Spool® that you've got a quality reel.

The American Hero® reel exploits several new developments which will allow you to set yourself apart from the competition.

High Strength Brass Gearing

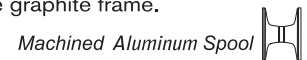
The drive gear, crankshaft, and worm shaft are made of high strength brass for increased strength and durability. In addition to these advantages, brass provides exceptionally low friction to enhance efficiency.

Lightweight Graphite Frame

Your Speed Spool® reel utilizes a strong yet lightweight one-piece graphite frame.

Lightweight Machined Aluminum Spool

The spool on your Lew's® reel has been engineered to maximize casting distance. Anodized to withstand oxidation and abrasion, machined and built for deep capacity.



Anti-Reverse Bearing

The handle on your Speed Spool® reel will only rotate forward for rock solid hook setting. When you release the handle it will hold its position because of Anti-Reverse bearings, never losing an inch on your catch; an invaluable property to have when you're pulling it in.



Full-Release Magnetic Control System (MCS)

In order to combat backlash your Speed Spool® reel is furnished with an externally adjustable, full-release magnetic braking system. As the spool accelerates it experiences magnetic resistance, which can be controlled with a dial on the palming sideplate. A full-release magnetic brake has the ability to be backed for enough away from the spool to completely negate any effect on the acceleration of the spool.



Cast Control System

A second feature exists to prevent backlash, the Cast Control System. An adjustment knob is found next to the star drag. The function saddles the spool shaft with steady pressure in order to stabilize spool speed. To calibrate the system reel your lure in until it rests on the tip of the rod, then tighten the knob until taut. Depress the thumb bar, and holding the rod horizontally loosen the knob slowly until the lure begins to descend. The spool should continue to spin after the lure contacts the ground, but should not complete more than one full rotation. If the spool does not continue to spin, the knob is too tight. If the spool completes more than one rotation, the knob is too loose. Repeat until you have achieved the desired results.

Bowed 85MM Aluminum Handle

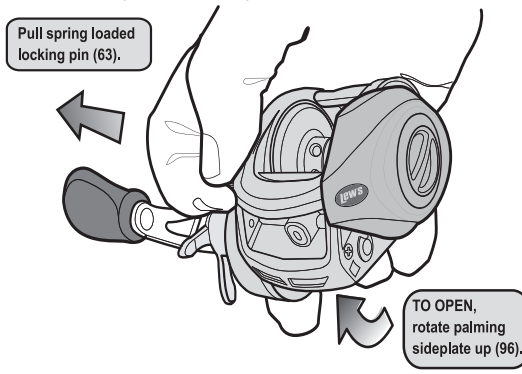
Our 85mm bowed aluminum handle will give you all the cranking power you need. The Lew's® custom SoftTouch contoured paddle is an added bonus known for its comfortable fit and ease for all day fishing.

Maintenance and Care

When applying lubricant to your Speed Spool® reel, avoid using multi-purpose oil. Use lightweight oils or greases made for fishing reels. Apply oil to all bearings, the crankshaft and the worm gear. Apply grease to the bushings, pinion gears, drive gears, and crank gears.

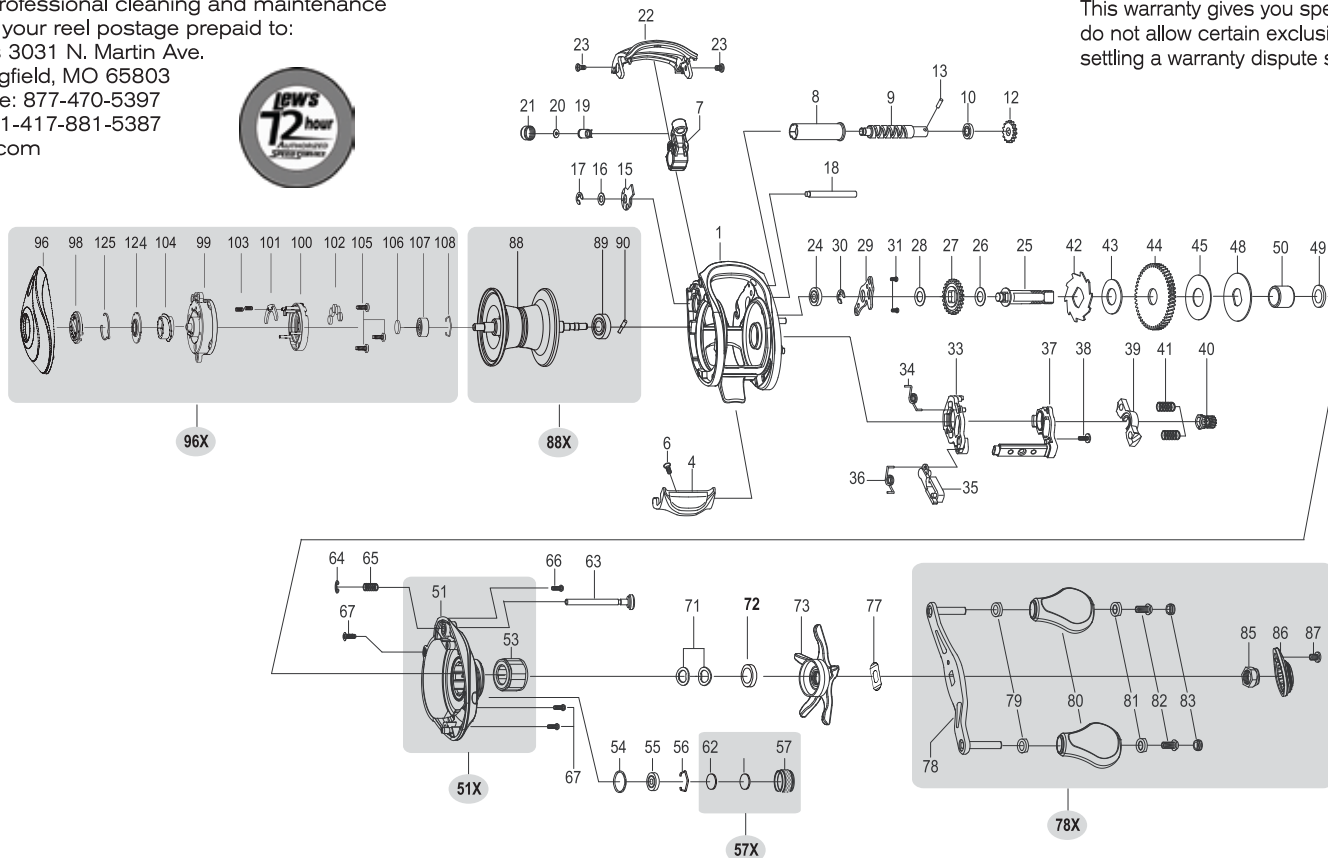
After usage, your reel should be inspected for dirt or sand and cleaned if excessive build-up is present. If your reel has come in contact with saltwater it is important to flush all parts with water, dry and re-lubricate your reel. Through diligent cleaning and maintenance your Lew's® reel will provide you with years of reliability and sound performance.

fig 1 To remove palming sideplate pull locking pin (63) away from reel body.



For professional cleaning and maintenance send your reel postage prepaid to:

Lew's 3031 N. Martin Ave.
 Springfield, MO 65803
 Phone: 877-470-5397
 FAX: 1-417-881-5387
 lews.com



Lew's® Warrants its products¹ to withstand normal² use for the purpose designed and intended when manufactured for a period of one (1) year from the original retail sale date to the original retail consumer. Lew's® will at its option repair or replace³ Lew's® products when required for the warranty period and return⁴ the product to the owner at no additional⁵ cost to the owner.

¹Numerous products have been manufactured under variations of the Lew's® name and under the Lew's® Logo by multiple businesses over the past 50 years. This warranty is specifically for products manufactured on behalf of Lew's® of Springfield, Missouri USA since January 1, 2010. Lew's® products manufactured by or on behalf of other entities prior to January 1, 2010 are not covered by this warranty. In all circumstances, this Warranty is Limited in Value to the original retail value of the product and is limited to actual damage to the Lew's® product and only the Lew's® product. ²Loss of a product, and loss/damage of a product or parts due to the attempted repair or servicing of a Lew's® product by any person or business other than Lew's® or Lew's® Authorized Warranty Service Agent, and damage caused by or resulting from abuse, misuse, lack of recommended maintenance, accident, acts of God, and shipping damages occurring in transit to Lew's® or Lew's® Authorized Agent are outside the scope of Lew's® Limited Warranty and will be repaired through Lew's® after warranty services at the expense of the consumer. ³Any products replaced by Lew's® will be new or remanufactured by a Lew's® Authorized Agent with the same or next model upgrade product. ⁴Lew's® will return warranted products to the consumer by reasonable means as determined by Lew's®. ⁵Express or expedited services are the responsibility of the consumer as is sending the product to Lew's® or Lew's® Authorized Agent, for Warranty Service. Lew's® and Lew's® Service Agents as authorized by Lew's® are the sole agents authorized to repair or replace Lew's® products under the terms of this warranty. Only written changes by an officer of Lew's® can alter the terms or conditions of this warranty.

This warranty gives you specific legal rights including additional rights extended by some states which do not allow certain exclusions and limitations. Any action brought against Lew's® for the purpose of settling a warranty dispute shall be brought and litigated in the State of Missouri, County of Greene.

KEY #	PART NAME	KEY #	PART NAME	KEY #	PART NAME
1	FRAME	37	CLUTCH LINK	77	LEAF SPRING
4	CLUTCH BAR	38	CLUTCH LINK SCREW	78	HANDLE
6	CLUTCH BAR SCREW	39	PINION YOKE	78X	HANDLE ASSEMBLY
7	LEVELWIND ASSEMBLY	40	PINION GEAR	79	BUSHING
8	PIPE	41	PINION YOKE SPRING (2)	80	HANDLE KNOB
9	WORM SHAFT	42	RATCHET	81	BUSHING
10	BUSHING	43	RATCHET WASHER	82	HANDLE KNOB SCREW
12	IDLER(S)	44	DRIVE GEAR	83	HANDLE KNOB CAP
13	WORM SHAFT PIN	45	DRAG WASHER (L-3)	85	HANDLE NUT
15	WORM SHAFT BUSHING (B)	48	DRAG WASHER (D)	86	HANDLE NUT CAP
16	WORM SHAFT WASHER	49	SLEEVE WASHER (OPTIONAL)	87	SCREW
17	E-RING	50	SLEEVE	88	SPOOL
18	PILLAR	51	GEAR SIDEPLATE	88X	SPOOL ASSEMBLY
19	LEVELWIND PIN	51X	GEAR SIDEPLATE ASSEMBLY	89	BALL BEARING
20	SPACER (OPTIONAL)	53	ONE-WAY CLUTCH BEARING	90	PIN
21	LEVELWIND NUT	54	O-RING	96	PALMING SIDEPLATE
22	FRONT COVER	55	BALL BEARING	96X	PALMING SIDEPLATE ASSEMBLY
23	FRONT COVER SCREW (2)	56	BEARING RETAINER	98	CONTROL DIAL
24	BALL BEARING	57	CAST CONTROL CAP	99	SPOOL COVER
25	CRANKSHAFT	57X	CAST CONTROL CAP ASSEMBLY	101	MAGNET HOLDER PLATE-F
26	IDLER (L) WASHER (A)	61	TENSION WASHER	102	MAGNET (5)
27	IDLER (L)	62	SPOOL SPACER (B)	103	MAGNET HOLDER SPRING (2)
28	IDLER(L) WASHER (B)	63	LOCKING PIN	103	SLIDE CAM-F
29	BEARING PLATE	64	E-RING	105	SPOOL COVER SCREW (3)
30	E-RING	65	LOCKING PIN SPRING	106	SPOOL SPACER-A
31	BEARING PLATE SCREW	66	GEAR SIDEPLATE SCREW (A)	107	BALL BEARING
33	CLUTCH CAM	67	GEAR SIDEPLATE SCREW (B)	108	BEARING RETAINER
34	CLUTCH SPRING	71	DRAG SPRING WASHER (A-2)	124	SLIDE CAM-D
35	KICK LEVER	72	DRAG SPACER	125	CLICK SPRING
36	KICK LEVER SPRING	73	STAR DRAG		

AH1H

Key #	Description	Order ID #		Key #	Description	Order ID #
1	FRAME	DY-102060030		49	SLEEVE WASHER(OPTIONAL)	DY-100086010
4	CLUTCH BAR	DY-101814010		50	SLEEVE	DY-101983010
5	CLUTCH LINK	DY-100663013		51X	GEAR SIDE PLATE ASSEMBLY	DY-U02062240
6	CLUTCH BAR SCREW	DY-100335010		53	ONE WAY CLUTCH	DY-102090010
7	LEVEL WIND ASSEMBLY	DY-100678040		54	O-RING	DY-100071020
8	PIPE	DY-100286020		55	BALL BEARING	DY-102971010
9	WORM SHAFT	DY-100017013		56	BEARING RETAINER	DY-101588011
12	IDLER-S	DY-100019010		57X	CAST CONTROL CAP ASSEMBLY	DY-101817040
13	WORM SHAFT PIN	DY-100020010		61	TENSION WASHER	DY-100834010
15	WORM SHAFT BUSHING-B	DY-100145011		62	SPOOL SPACER-B	DY-100690010
16	WORM SHAFT WASHER	DY-100539020		63	THUMB SCREW	DY-102064010
17	E-RING	DY-100047010		65	THUMB SCREW SPRING	DY-100935012
18	PILLAR	DY-100023012		66	GEAR SIDE COVER SCREW-A	DY-100202030
19	LEVEL WIND PIN	DY-100464011		67	GEAR SIDE COVER SCREW-B	DY-100202020
20	SPACER(OPTIONAL)	DY-100025010		71	DRAG SPRING WASHER	DY-100088010
21	LEVEL WIND NUT	DY-100288021		73	STAR DRAG	DY-102033240
22	FRONT COVER	DY-102061020		77	LEAF SPRING	DY-100101010
23	FRONT COVER SCREW	DY-100141020		78X	HANDLE COMPLETE	DY-101741060
24	BALL BEARING	DY-102952010		79	BUSHING	DY-100196010
25	CRANK SHAFT	DY-100043012		80	HANDLE KNOB	DY-101812020
26	IDLER-L WASHER-A	DY-100548010		81	BUSHING	DY-100196010
27	IDLER-L	DY-100044010		82	HANDLE KNOB SCREW	DY-100180010
28	IDLER-L WASHER-B	DY-100045020		83	HANDLE KNOB CAP	DY-100181050
29	BEARING PLATE	DY-100817011		85	HANDLE NUT	DY-100110010
30	E-RING	DY-100047010		86	HANDLE NUT CAP	DY-101700010
31	BEARING PLATE SCREW	DY-100295010		87	SCREW	DY-101202030
33	CLUTCH CAM	DY-100666012		88X	SPOOL COMPLETE	DY-102587010
34	CLUTCH SPRING	DY-101336011		89	BALL BEARING	DY-102970010
35	KICK LEVER	DY-100030011		90	PIN	DY-100120010
36	KICK LEVER SPRING	DY-102048010		96X	PALM SIDE PLATE ASSEMBLY	DY-UA2063160
37	CAM PLATE	DY-101364010		98	CONTROL DIAL	DY-101699070
38	CAM PLATE SCREW	DY-100202030		99	SPOOL COVER	DY-101913010
39	PINION YOKE	DY-102073010		100	MAGNET HOLDER ASSEMBLY	DY-U00676012
40	PINION GEAR	DY-100982013		103	SPRING	DY-100486010
41	PINION YOKE SPRING	DY-100059020		104	SLIDE CAM	DY-101848010
42	RATCHET	DY-100818010		105	SPOOL COVER SCREW	DY-100141010
43	RATCHET WASHER	DY-102247010		106	SPOOL SPACER-A	DY-101850010
44	DRIVE GEAR	DY-101532010		107	BALL BEARING	DY-102971010
45	DRAG WASHER-L	DY-101531010		108	BEARING RETAINER	DY-102976010
48	DRAG WASHER-D	DY-101367010		112	DRAG SPACER	DY-100087010

AH1SH

Key #	Description	Order ID #		Key #	Description	Order ID #
1	FRAME	DY-102060030		49	SLEEVE WASHER(OPTIONAL)	DY-100086010
4	CLUTCH BAR	DY-101814010		50	SLEEVE	DY-101983010
5	CLUTCH LINK	DY-100663013		51X	GEAR SIDE PLATE ASSEMBLY	DY-U02062230
6	CLUTCH BAR SCREW	DY-100335010		53	ONE WAY CLUTCH	DY-102090010
7	LEVEL WIND ASSEMBLY	DY-100678040		54	O-RING	DY-100071020
8	PIPE	DY-100286020		55	BALL BEARING	DY-102971010
9	WORM SHAFT	DY-100017013		56	BEARING RETAINER	DY-101588011
12	IDLER-S	DY-100019010		57X	CAST CONTROL CAP ASSEMBLY	DY-101817040
13	WORM SHAFT PIN	DY-100020010		61	TENSION WASHER	DY-100834010
15	WORM SHAFT BUSHING-B	DY-100145011		62	SPOOL SPACER-B	DY-100690010
16	WORM SHAFT WASHER	DY-100539020		63	THUMB SCREW	DY-102064010
17	E-RING	DY-100047010		65	THUMB SCREW SPRING	DY-100935012
18	PILLAR	DY-100023012		66	GEAR SIDE COVER SCREW-A	DY-100202030
19	LEVEL WIND PIN	DY-100464011		67	GEAR SIDE COVER SCREW-B	DY-100202020
20	SPACER(OPTIONAL)	DY-100025010		71	DRAG SPRING WASHER	DY-100088010
21	LEVEL WIND NUT	DY-100288021		73	STAR DRAG	DY-102033320
22	FRONT COVER	DY-102061020		77	LEAF SPRING	DY-100101010
23	FRONT COVER SCREW	DY-100141020		78X	HANDLE COMPLETE	DY-101741060
24	BALL BEARING	DY-102952010		79	BUSHING	DY-100196010
25	CRANK SHAFT	DY-100043012		80	HANDLE KNOB	DY-101812020
26	IDLER-L WASHER-A	DY-100548010		81	BUSHING	DY-100196010
27	IDLER-L	DY-100044010		82	HANDLE KNOB SCREW	DY-100180010
28	IDLER-L WASHER-B	DY-100045020		83	HANDLE KNOB CAP	DY-100181050
29	BEARING PLATE	DY-100817011		85	HANDLE NUT	DY-100110010
30	E-RING	DY-100047010		86	HANDLE NUT CAP	DY-101700010
31	BEARING PLATE SCREW	DY-100295010		87	SCREW	DY-101202030
33	CLUTCH CAM	DY-100666012		88X	SPOOL COMPLETE	DY-102587010
34	CLUTCH SPRING	DY-101336011		89	BALL BEARING	DY-102970010
35	KICK LEVER	DY-100030011		90	PIN	DY-100120010
36	KICK LEVER SPRING	DY-102048010		96X	PALM SIDE PLATE ASSEMBLY	DY-UA2063160
37	CAM PLATE	DY-101364010		98	CONTROL DIAL	DY-101699070
38	CAM PLATE SCREW	DY-100202030		99	SPOOL COVER	DY-101913010
39	PINION YOKE	DY-102073010		100	MAGNET HOLDER ASSEMBLY	DY-U00676012
40	PINION GEAR	DY-100980013		103	SPRING	DY-100486010
41	PINION YOKE SPRING	DY-100059020		104	SLIDE CAM	DY-101848010
42	RATCHET	DY-100818010		105	SPOOL COVER SCREW	DY-100141010
43	RATCHET WASHER	DY-102247010		106	SPOOL SPACER-A	DY-101850010
44	DRIVE GEAR	DY-101756010		107	BALL BEARING	DY-102971010
45	DRAG WASHER-L	DY-101531010		108	BEARING RETAINER	DY-102976010
48	DRAG WASHER-D	DY-101367010		112	DRAG SPACER	DY-100087010