



TEAM LEW'S[®] Custom Pro SPEED SPOOL[®] SLP



TLCP1H, TLCP1SH, TLCP1XH

Team Lew's[®] Custom Pro reels are designed to be **SUPER LOW PROFILE**

Driven by innovation - Fueled with Passion
Feel the Difference!

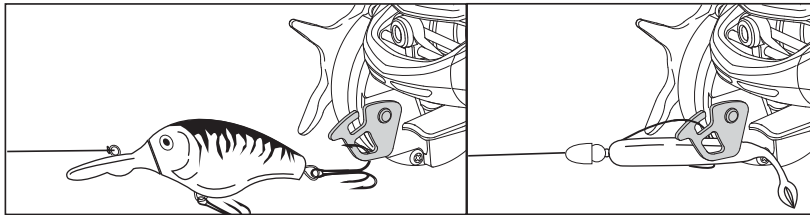
TEAM LEW'S[®] Custom Pro SPEED SPOOL[®] SLP

Reel Specifications

Model	Weight (oz.)	Gear Ratio	Line Capacity (yd./lb.)	IPT
TLCP1H	5.8	6.8:1	110/12	27"
TLCP1SH	5.8	7.5:1	110/12	30"
TLCP1XH	5.8	8.3:1	110/12	33"
TLCP1SHL*	5.8	7.5:1	110/12	30"

*Left hand retrieve.

Exclusive **SPEED KEEPER** Hook Keeper



FEATURES:

- Exclusive Speed Keeper Hook Keeper (pat. pend.)
- 10 bearings system with stainless steel double shielded ball bearings and Zero-Reverse one-way clutch bearings
- Lightweight 1-piece aluminum frame
- Speed Dial provides quick and easy line recognition
- Double anodized U-spool
- Lightweight C45 carbon sideplates
- SpeedCast[®] externally Adjustable Centrifugal Brake System
- Rugged carbon fiber drag system - provides up to 14 lb. of drag power
- Zirconia line guide
- External lube port

SPEED DIAL



C45 CARBON

Performance – Right out of the Box!

Your new Team Lew's Pro Custom Speed Spool[®] SLP baitcast reel by Lew's[®] is designed for performance and functionality. From the way it conforms to your hand, to the way it reacts crisply and effortlessly to your command, you'll know the minute you grab onto the Team Lew's Pro Custom Speed Spool[®] SLP that you've got a quality reel.

Your Speed Spool[®] SLP reel exploits several new developments which will allow you to set yourself apart from the competition.

High Strength Aluminum Gearing

The drive gear, crankshaft, and worm shaft are made of high strength aluminum for increased strength and durability. In addition to these advantages, aluminum provides exceptionally low friction to enhance efficiency.

Lightweight Machined Duralumin Spool

The spool on your Lew's[®] reel has been engineered to maximize casting distance. Anodized to withstand oxidation and abrasion, machined and built for deep capacity.

One-piece Aluminum Frame

Your Speed Spool[®] reel utilizes a one-piece all aluminum frame. So you'll never have to worry about frame twisting or torquing.

Machined Aluminum Spool 

Innovative Line Recognition Speed Dial

Your Speed Spool[®] reel features a convenient line indicator dial on the spool's tension knob. Quickly recognize what line type and line weight you have loaded on your reel.

SPEED DIAL



Anti-Reverse Bearing

The handle on your Speed Spool[®] reel will only rotate forward for rock solid hook setting. When you release the handle it will hold its position because of Anti-Reverse bearings, never losing an inch on your catch; an invaluable property to have when you're pulling it in.

Externally Adjustable Centrifugal Brake System

The SpeedCast[®] Adjustable Centrifugal Brake System delivers an extreme range of braking power from free spool to maximum by simply clicking its external dial to choose among 27 variable settings. The Team Lew's[®] MgF Speed Spool puts you in control of your casts, perfectly aligning brake power to lure size. With this system you will have more casting control over light lures, while maximizing casting distance with all lures.

SpeedCast[®]
ACB
ADJUSTABLE CENTRIFUGAL BRAKE



Cast Control System

A second feature exists to prevent backlash, the Cast Control System. An adjustment knob is found next to the star drag. The function saddles the spool shaft with steady pressure in order to stabilize spool speed.

To calibrate the system reel your lure in until it rests on the tip of the rod, then tighten the knob until taut. Depress the thumb bar, and holding the rod horizontally loosen the knob slowly until the lure begins to descend. The spool should continue to spin after the lure contacts the ground, but should not complete more than one full rotation. If the spool does not continue to spin, the knob is too tight. If the spool completes more than one rotation, the knob is too loose. Repeat until you have achieved the desired results.

Bowed 95MM Carbon Fiber Handle

Our 95mm bowed carbon fiber handle will give you all the cranking power you need. The Winn[®] advanced polymer Dri-tac handle knobs are an added bonus known for its comfortable fit and ease for all day fishing.





TEAM LEW'S™ Custom Pro SPEED SPOOL® SLP TLCPIH, TLCPI5H, TLCPIXH

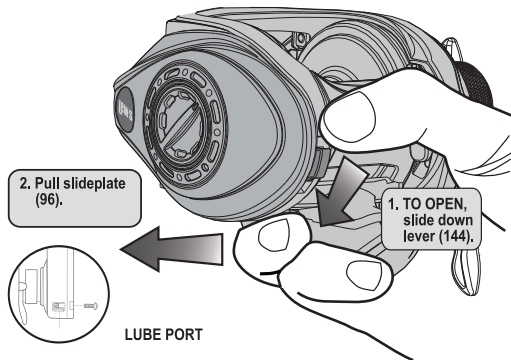
One Year Limited Warranty

Maintenance and Care

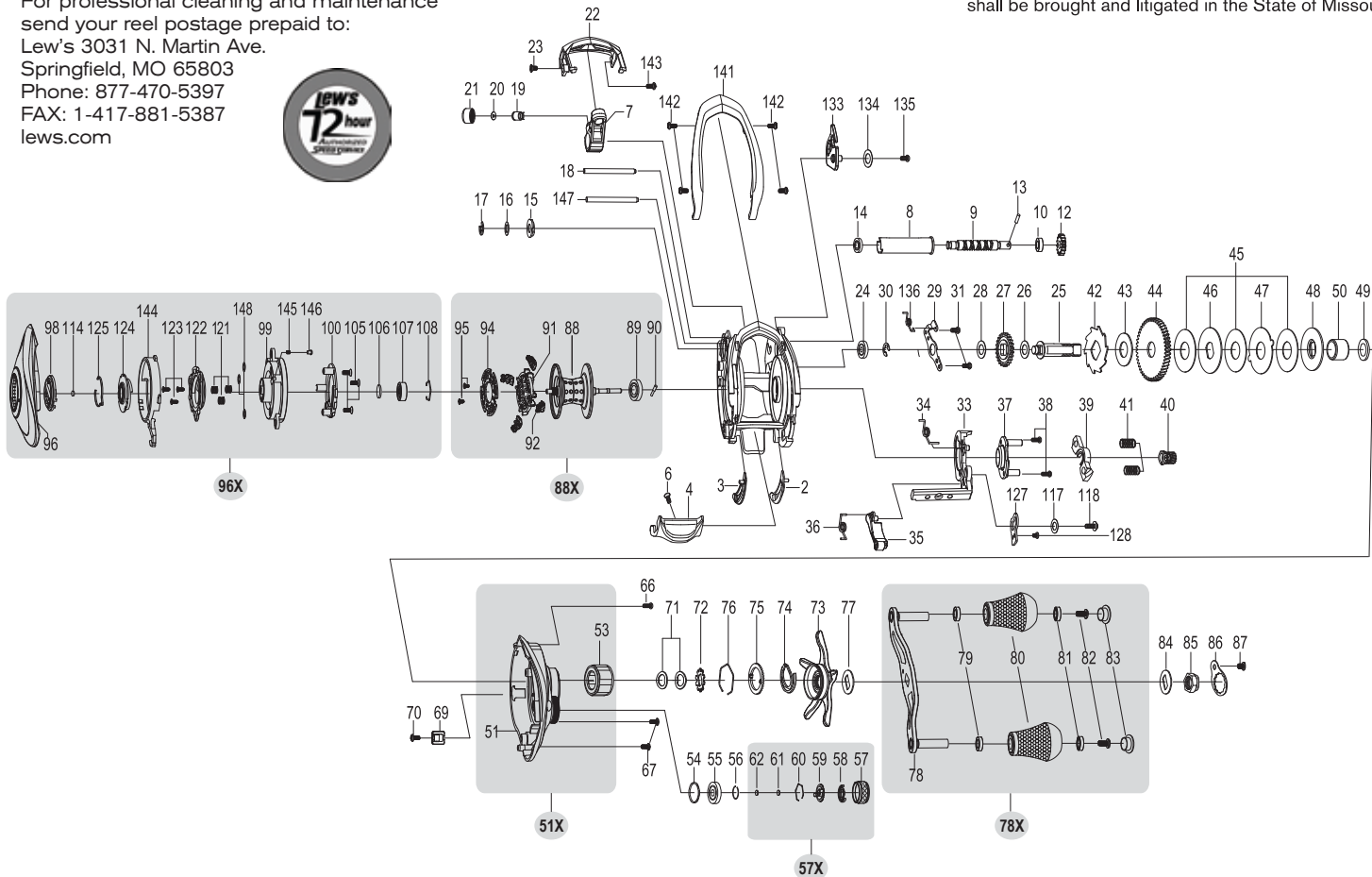
When applying lubricant to your Speed Spool® reel, avoid using multi-purpose oil. Use lightweight oils or greases made for fishing reels. Apply oil to all bearings, the crankshaft and the worm gear. Apply grease to the bushings, pinion gears, drive gears, and crank gears.

After usage, your reel should be inspected for dirt or sand and cleaned if excessive build-up is present. If your reel has come in contact with saltwater it is important to flush all parts with water, dry and re-lubricate your reel. Through diligent cleaning and maintenance your Lew's® reel will provide you with years of reliability and sound performance.

fig 1 To remove palming sideplate slide down lever (144) and pull slideplate off (96).



For professional cleaning and maintenance send your reel postage prepaid to:
Lew's 3031 N. Martin Ave.
Springfield, MO 65803
Phone: 877-470-5397
FAX: 1-417-881-5387
lews.com



Lew's® Warrants its products¹ to withstand normal² use for the purpose designed and intended when manufactured for a period of one (1) year from the original retail sale date to the original retail consumer. Lew's® will at its option repair or replace³ Lew's® products when required for the warranty period and return⁴ the product to the owner at no additional⁵ cost to the owner.

1 Numerous products have been manufactured under variations of the Lew's® name and under the Lew's® Logo by multiple businesses over the past 50 years. This warranty is specifically for products manufactured on behalf of Lew's® of Springfield, Missouri USA since January 1, 2010. Lew's® products manufactured by or on behalf of other entities prior to January 1, 2010 are not covered by this warranty. In all circumstances, this Warranty is Limited in Value to the original retail value of the product and is limited to actual damage to the Lew's® product and only the Lew's® product. 2 Loss of a product, and loss/damage of a product or parts due to the attempted repair or servicing of a Lew's® product by any person or business other than Lew's® or Lew's® Authorized Warranty Service Agent, and damage caused by or resulting from abuse, misuse, lack of recommended maintenance, accident, acts of God, and shipping damages occurring in transit to Lew's® or Lew's® Authorized Agent are outside the scope of Lew's® Limited Warranty and will be repaired through Lew's® after warranty services at the expense of the consumer. 3 Any products replaced by Lew's® will be new or remanufactured by a Lew's® Authorized Agent with the same or next model upgrade product. 4 Lew's® will return warranted products to the consumer by reasonable means as determined by Lew's®. 5 Express or expedited services are the responsibility of the consumer as is sending the product to Lew's® or Lew's® Authorized Agent, for Warranty Service. Lew's® and Lew's® Service Agents as authorized by Lew's® are the sole agents authorized to repair or replace Lew's® products under the terms of this warranty. Only written changes by an officer of Lew's® can alter the terms or conditions of this warranty.

This warranty gives you specific legal rights including additional rights extended by some states which do not allow certain exclusions and limitations. Any action brought against Lew's® for the purpose of settling a warranty dispute shall be brought and litigated in the State of Missouri, County of Greene.

KEY #	PART NAME	KEY #	PART NAME	KEY #	PART NAME
1	FRAME	45	DRAG WASHER-L	87	HANDLE NUT RETAINER SCREW
2	CLUTCH BAR PLATE-R	46	DRAG WASHER-D1	88	SPOOL
3	CLUTCH BAR PLATE-L	47	DRAG WASHER-A	88X	SPOOL ASSEMBLY
4	CLUTCH BAR	48	WASHER-D2	89	BALL BEARING
6	CLUTCH BAR SCREW	49	SLEEVE WASHER (OPTIONAL)	90	PIN
7	LEVELWIND ASSEMBLY	50	SLEEVE	91	BRAKE HOLDER
8	PIPE	51	GEAR SIDEPLATE	92	BRAKE SHOE
9	WORM SHAFT	51X	GEAR SIDEPLATE ASSEMBLY	94	BRAKE HOLDER PLATE
10	BALL BEARING	53	ONE-WAY CLUTCH	95	BRAKE HOLDER SCREW
12	IDLER-S	54	O-RING	96	PALM SIDEPLATE
13	WORM SHAFT PIN	55	BALL BEARING	96X	PALM SIDEPLATE ASSEMBLY
14	BALL BEARING	56	BEARING RETAINER	98	CONTROL DIAL
15	WORM SHAFT BUSHING	57	CAST CONTROL CAP	99	SPOOL COVER
16	WORM SHAFT WASHER (OPT)	57X	CAST CONTROL CAP ASSEMBLY	105	SPOOL COVER SCREW
17	E-RING	58	CLICKER	106	SPOOL SPACER
18	PILLAR	59	CLICK PLATE	107	BALL BEARING
19	LEVELWIND PIN	60	CLICK PLATE RETAINER	108	BEARING RETAINER
20	SPACER (OPTIONAL)	61	TENSION WASHER	114	WASHER (OPTIONAL)
21	LEVELWIND NUT	62	SPOOL SPACER-B	117	CLUTCH WASHER
22	FRONT COVER	66	GEAR SIDEPLATE SCREW-A	118	CLUTCH SCREW
23	FRONT COVER SCREW-A	67	GEAR SIDEPLATE SCREW-B	120	BRAKE PLATE HOLDER ASSEMBLY
24	BALL BEARING	69	LUBE PORT CAP	121	SLIDE CAM SCREW
25	CRANKSHAFT	70	LUBE PORT CAP SCREW	122	SLIDE CAM-H
26	IDLER-L WASHER-A	71	DRAG SPRING WASHER	123	SLIDE CAM SCREW
27	IDLER-L	72	DRAG SPACER	124	DIAL CAM-M
28	IDLER-L WASH-B	73	STAR DRAG	125	CONTROL DIAL CLICK SPRING
29	BEARING PLATE	73X	STAR DRAG ASSEMBLY	127	LINK PLATE
30	E-RING	74	CLICKER	128	LINK PLATE SCREW
31	BEARING PLATE SCREW	75	CLICK PLATE	128	DRAG SPACER
33	CLUTCH CAM	76	CLICK PLATE RETAINER	133	HOOK HOLDER
34	CLUTCH SPRING	77	HANDLE WASHER	134	HOOK HOLDER WASHER (OPT)
35	KICK LEVER	78	HANDLE	135	HOOK HOLDER SCREW
36	KICK LEVER SPRING	78X	HANDLE ASSEMBLY	136	HOOK HOLDER SPRING
37	CAM PLATE	79	BALL BEARING	141	HOOD
38	CLUTCH CAM SCREW	80	HANDLE KNOB	142	HOOD SCREW
39	PINION YOKE	81	BALL BEARING	143	FRONT COVER SCREW-B
40	PINION GEAR	82	HANDLE KNOB SCREW	144	LOCK LEVER
41	PINION YOKE SPRING	83	HANDLE KNOB CAP	145	CLICK PIN SPRING
42	RATCHET	84	HANDLE WASHER	146	CLICK PIN
43	RATCHET WASHER	85	HANDLE NUT	147	GUIDE PIN
44	DRIVE GEAR	86	HANDLE NUT RETAINER	148	WASHER (OPTIONAL)

TLCP1H

Key #	Description	Order ID #		Key #	Description	Order ID #
1	FRAME	DY-103520020		67	GEAR SIDE COVER SCREW-B	DY-100035030
2	CLUTCH BAR PLATE-R	DY-102881010		69	LUBE PORT CAP	DY-101698160
3	CLUTCH BAR PLATE-L	DY-102882010		70	LUBE PORT CAP SCREW	DY-101507030
4	CLUTCH BAR ASSEMBLY	DY-102883060		71	DRAG SPRING WASHER	DY-100088010
6	CLUTCH BAR SCREW	DY-101507030		72	CLICK HOLDER	DY-101765010
7	LEVEL WIND ASSEMBLY	DY-103522020		73X	STAR DRAG COMPLETE	DY-U02932062
8	PIPE	DY-103286010		74	CLICK LEAF SPRING	DY-101763010
9	WORM SHAFT	DY-103287010		75	CLICK PLATE-B	DY-101764010
10	BALL BEARING	DY-102954010		76	CLICK PLATE RETAINER	DY-101766011
11	WORM SHAFT BUSHING-A	DY-102438010		77	HANDLE WASHER	DY-100933010
12	IDLER-S	DY-100019010		78X	HANDLE COMPLETE	DY-101864030
13	WORM SHAFT PIN	DY-100020010		79	BALL BEARING	DY-102950010
14	BALL BEARING	DY-102954010		80	HANDLE KNOB	DY-103630030
16	WORM SHAFT WASHER	DY-100539010		81	BALL BEARING	DY-102950010
17	E-RING	DY-100047010		82	HANDLE KNOB SCREW	DY-100180010
18	PILLAR	DY-102711020		83	HANDLE KNOB CAP	DY-102309011
19	LEVEL WIND PIN	DY-100464011		84	HANDLE WASHER	DY-100933010
20	SPACER(OPTIONAL)	DY-100025010		85	HANDLE NUT	DY-100319070
21	LEVEL WIND NUT	DY-100288021		86	HANDLE NUT RETAINER	DY-103642050
22	FRONT COVER	DY-103524020		87	SCREW	DY-101202020
23	FRONT COVER SCREW	DY-100152010		88X	SPOOL COMPLETE	DY-103518010
24	BALL BEARING	DY-102952010		89	BALL BEARING	DY-100156010
25	CRANK SHAFT	DY-103653010		90	PIN	DY-100120010
26	IDLER-L WASHER-A	DY-100548010		91	BRAKE HOLDER	DY-103275010
27	IDLER-L	DY-101938020		92	BRAKE SHOE ASSEMBLY	DY-103272010
28	IDLER-L WASHER-B	DY-100045020		94	BRAKE HOLDER PLATE	DY-103277010
29	BEARING PLATE	DY-102892020		95	BRAKE HOLDER PLATE SCREW	DY-100526010
30	E-RING	DY-100047010		96X	PALM SIDE PLATE ASSEMBLY	DY-UA3535020
31	BEARING PLATE SCREW	DY-100028070		98	CONTROL DIAL	DY-102917010
33	CLUTCH CAM	DY-103525010		99	SPOOL COVER	DY-103537010
34	CLUTCH SPRING	DY-102688010		105	SPOOL COVER SCREW	DY-100141010
35	KICK LEVER	DY-102307011		106	SPOOL SPACER-A	DY-101850010
36	KICK LEVER SPRING	DY-102048010		107	BALL BEARING	DY-100155010
37	CAM PLATE	DY-103526010		108	BEARING RETAINER	DY-102976010
38	CAM PLATE SCREW	DY-101177050		114	WASHER(OPTIONAL)	DY-100073011
39	PINION YOKE	DY-102155010		117	CLUTCH WASHER	DY-100539030
40	PINION GEAR	DY-102928010		118	CLUTCH SCREW	DY-103013020
41	PINION YOKE SPRING	DY-102465010		120	BRAKE PLATE HOLDER ASSEMBLY	DY-103559010
42	RATCHET	DY-100818020		121	SLIDE CAM SPRING	DY-102665010
43	RATCHET WASHER	DY-103772010		122	SLIDE CAM-H	DY-103342010
44	DRIVE GEAR	DY-102870020		123	SLIDE CAM SCREW	DY-100526020
45	DRAG WASHER-L	DY-102377010		124	SLIDE CAM-D	DY-102394010
46	DRAG WASHER-D1	DY-100057020		125	CLICK SPRING	DY-102002010
47	DRAG WASHER-A	DY-100985010		127	LINK PLATE	DY-102894010
48	DRAG WASHER-D2	DY-102134011		128	LINK PLATE SCREW	DY-103014010
49	SLEEVE WASHER(OPTIONAL)	DY-100144050		133	HOOK HOLDER	DY-102898010
50	SLEEVE	DY-101983010		134	HOOK HOLDER WASHER	DY-101168020
51X	GEAR SIDE PLATE ASSEMBLY	DY-U03528040		135	HOOK HOLDER SCREW	DY-100246030
53	ONE WAY CLUTCH	DY-101515010		136	HOOK HOLDER SPRING	DY-102968010
54	O-RING	DY-100209020		141	HOOD	DY-103521020
55	BALL BEARING	DY-102971010		142	HOOD SCREW	DY-101177060
56	BEARING RETAINER	DY-101588011		143	FRONT COVER SCREW-B	DY-101177060
57X	CAST CONTROL CAP ASSEMBLY	DY-U03164050		144	LOCK LEVER	DY-103538011
58	CLICKER	DY-101674011		147	GUIDE PIN	DY-103288010
59	CLICK PLATE	DY-101675011		148	WASHER(OPTIONAL)	DY-103567010
60	CLICK PLATE RETAINER	DY-101543012		149	SLIDE PLATE	DY-104040010
61	TENSION WASHER	DY-100073011		150	SLIDE PLATE SCREW	DY-101177060
62	SPOOL SPACER-B	DY-100074021		151	LOCK LEVER SPRING	DY-104100010
66	GEAR SIDE COVER SCREW-A	DY-101177010				

TLCP1SH

Key #	Description	Order ID #		Key #	Description	Order ID #
1	FRAME	DY-103520020		67	GEAR SIDE COVER SCREW-B	DY-100035030
2	CLUTCH BAR PLATE-R	DY-102881010		69	LUBE PORT CAP	DY-101698160
3	CLUTCH BAR PLATE-L	DY-102882010		70	LUBE PORT CAP SCREW	DY-101507030
4	CLUTCH BAR ASSEMBLY	DY-102883060		71	DRAG SPRING WASHER	DY-100088010
6	CLUTCH BAR SCREW	DY-101507030		72	CLICK HOLDER	DY-101765010
7	LEVEL WIND ASSEMBLY	DY-103522020		73X	STAR DRAG COMPLETE	DY-U02932072
8	PIPE	DY-103286010		74	CLICK LEAF SPRING	DY-101763010
9	WORM SHAFT	DY-103287010		75	CLICK PLATE-B	DY-101764010
10	BALL BEARING	DY-102954010		76	CLICK PLATE RETAINER	DY-101766011
11	WORM SHAFT BUSHING-A	DY-102438010		77	HANDLE WASHER	DY-100933010
12	IDLER-S	DY-100019010		78X	HANDLE COMPLETE	DY-101864030
13	WORM SHAFT PIN	DY-100020010		79	BALL BEARING	DY-102950010
14	BALL BEARING	DY-102954010		80	HANDLE KNOB	DY-103630030
16	WORM SHAFT WASHER	DY-100539010		81	BALL BEARING	DY-102950010
17	E-RING	DY-100047010		82	HANDLE KNOB SCREW	DY-100180010
18	PILLAR	DY-102711020		83	HANDLE KNOB CAP	DY-102309011
19	LEVEL WIND PIN	DY-100464011		84	HANDLE WASHER	DY-100933010
20	SPACER(OPTIONAL)	DY-100025010		85	HANDLE NUT	DY-100319070
21	LEVEL WIND NUT	DY-100288021		86	HANDLE NUT RETAINER	DY-103642050
22	FRONT COVER	DY-103524020		87	SCREW	DY-101202020
23	FRONT COVER SCREW	DY-100152010		88X	SPOOL COMPLETE	DY-103518010
24	BALL BEARING	DY-102952010		89	BALL BEARING	DY-100156010
25	CRANK SHAFT	DY-103653010		90	PIN	DY-100120010
26	IDLER-L WASHER-A	DY-100548010		91	BRAKE HOLDER	DY-103275010
27	IDLER-L	DY-101938020		92	BRAKE SHOE ASSEMBLY	DY-103272010
28	IDLER-L WASHER-B	DY-100045020		94	BRAKE HOLDER PLATE	DY-103277010
29	BEARING PLATE	DY-102892020		95	BRAKE HOLDER PLATE SCREW	DY-100526010
30	E-RING	DY-100047010		96X	PALM SIDE PLATE ASSEMBLY	DY-UA3535020
31	BEARING PLATE SCREW	DY-100028070		98	CONTROL DIAL	DY-102917010
33	CLUTCH CAM	DY-103525010		99	SPOOL COVER	DY-103537010
34	CLUTCH SPRING	DY-102688010		105	SPOOL COVER SCREW	DY-100141010
35	KICK LEVER	DY-102307011		106	SPOOL SPACER-A	DY-101850010
36	KICK LEVER SPRING	DY-102048010		107	BALL BEARING	DY-100155010
37	CAM PLATE	DY-103526010		108	BEARING RETAINER	DY-102976010
38	CAM PLATE SCREW	DY-101177050		114	WASHER(OPTIONAL)	DY-100073011
39	PINION YOKE	DY-102155010		117	CLUTCH WASHER	DY-100539030
40	PINION GEAR	DY-102929010		118	CLUTCH SCREW	DY-103013020
41	PINION YOKE SPRING	DY-102465010		120	BRAKE PLATE HOLDER ASSEMBLY	DY-103559010
42	RATCHET	DY-100818020		121	SLIDE CAM SPRING	DY-102665010
43	RATCHET WASHER	DY-103772010		122	SLIDE CAM-H	DY-103342010
44	DRIVE GEAR	DY-102871020		123	SLIDE CAM SCREW	DY-100526020
45	DRAG WASHER-L	DY-102377010		124	SLIDE CAM-D	DY-102394010
46	DRAG WASHER-D1	DY-100057020		125	CLICK SPRING	DY-102002010
47	DRAG WASHER-A	DY-100985010		127	LINK PLATE	DY-102894010
48	DRAG WASHER-D2	DY-102134011		128	LINK PLATE SCREW	DY-103014010
49	SLEEVE WASHER(OPTIONAL)	DY-100144050		133	HOOK HOLDER	DY-102898010
50	SLEEVE	DY-101983010		134	HOOK HOLDER WASHER	DY-101168020
51X	GEAR SIDE PLATE ASSEMBLY	DY-U03528050		135	HOOK HOLDER SCREW	DY-100246030
53	ONE WAY CLUTCH	DY-101515010		136	HOOK HOLDER SPRING	DY-102968010
54	O-RING	DY-100209020		141	HOOD	DY-103521020
55	BALL BEARING	DY-102971010		142	HOOD SCREW	DY-101177060
56	BEARING RETAINER	DY-101588011		143	FRONT COVER SCREW-B	DY-101177060
57X	CAST CONTROL CAP ASSEMBLY	DY-U03164050		144	LOCK LEVER	DY-103538011
58	CLICKER	DY-101674011		147	GUIDE PIN	DY-103288010
59	CLICK PLATE	DY-101675011		148	WASHER(OPTIONAL)	DY-103567010
60	CLICK PLATE RETAINER	DY-101543012		149	SLIDE PLATE	DY-104040010
61	TENSION WASHER	DY-100073011		150	SLIDE PLATE SCREW	DY-101177060
62	SPOOL SPACER-B	DY-100074021		151	LOCK LEVER SPRING	DY-104100010
66	GEAR SIDE COVER SCREW-A	DY-101177010				

TLCP1XH

Key #	Description	Order ID #		Key #	Description	Order ID #
1	FRAME	DY-103520020		67	GEAR SIDE COVER SCREW-B	DY-100035030
2	CLUTCH BAR PLATE-R	DY-102881010		69	LUBE PORT CAP	DY-101698160
3	CLUTCH BAR PLATE-L	DY-102882010		70	LUBE PORT CAP SCREW	DY-101507030
4	CLUTCH BAR ASSEMBLY	DY-102883060		71	DRAG SPRING WASHER	DY-100088010
6	CLUTCH BAR SCREW	DY-101507030		72	CLICK HOLDER	DY-101765010
7	LEVEL WIND ASSEMBLY	DY-103522020		73X	STAR DRAG COMPLETE	DY-U02932212
8	PIPE	DY-103286010		74	CLICK LEAF SPRING	DY-101763010
9	WORM SHAFT	DY-103287010		75	CLICK PLATE-B	DY-101764010
10	BALL BEARING	DY-102954010		76	CLICK PLATE RETAINER	DY-101766011
11	WORM SHAFT BUSHING-A	DY-102438010		77	HANDLE WASHER	DY-100933010
12	IDLER-S	DY-100019010		78X	HANDLE COMPLETE	DY-101864030
13	WORM SHAFT PIN	DY-100020010		79	BALL BEARING	DY-102950010
14	BALL BEARING	DY-102954010		80	HANDLE KNOB	DY-103630030
16	WORM SHAFT WASHER	DY-100539010		81	BALL BEARING	DY-102950010
17	E-RING	DY-100047010		82	HANDLE KNOB SCREW	DY-100180010
18	PILLAR	DY-102711020		83	HANDLE KNOB CAP	DY-102309011
19	LEVEL WIND PIN	DY-100464011		84	HANDLE WASHER	DY-100933010
20	SPACER(OPTIONAL)	DY-100025010		85	HANDLE NUT	DY-100319070
21	LEVEL WIND NUT	DY-100288021		86	HANDLE NUT RETAINER	DY-103642050
22	FRONT COVER	DY-103524020		87	SCREW	DY-101202020
23	FRONT COVER SCREW	DY-100152010		88X	SPOOL COMPLETE	DY-103518010
24	BALL BEARING	DY-102952010		89	BALL BEARING	DY-100156010
25	CRANK SHAFT	DY-103653010		90	PIN	DY-100120010
26	IDLER-L WASHER-A	DY-100548010		91	BRAKE HOLDER	DY-103275010
27	IDLER-L	DY-101938020		92	BRAKE SHOE ASSEMBLY	DY-103272010
28	IDLER-L WASHER-B	DY-100045020		94	BRAKE HOLDER PLATE	DY-103277010
29	BEARING PLATE	DY-102892020		95	BRAKE HOLDER PLATE SCREW	DY-100526010
30	E-RING	DY-100047010		96X	PALM SIDE PLATE ASSEMBLY	DY-UA3535020
31	BEARING PLATE SCREW	DY-100028070		98	CONTROL DIAL	DY-102917010
33	CLUTCH CAM	DY-103525010		99	SPOOL COVER	DY-103537010
34	CLUTCH SPRING	DY-102688010		105	SPOOL COVER SCREW	DY-100141010
35	KICK LEVER	DY-102307011		106	SPOOL SPACER-A	DY-101850010
36	KICK LEVER SPRING	DY-102048010		107	BALL BEARING	DY-100155010
37	CAM PLATE	DY-103526010		108	BEARING RETAINER	DY-102976010
38	CAM PLATE SCREW	DY-101177050		114	WASHER(OPTIONAL)	DY-100073011
39	PINION YOKE	DY-102155010		117	CLUTCH WASHER	DY-100539030
40	PINION GEAR	DY-102930010		118	CLUTCH SCREW	DY-103013020
41	PINION YOKE SPRING	DY-102465010		120	BRAKE PLATE HOLDER ASSEMBLY	DY-103559010
42	RATCHET	DY-100818020		121	SLIDE CAM SPRING	DY-102665010
43	RATCHET WASHER	DY-103772010		122	SLIDE CAM-H	DY-103342010
44	DRIVE GEAR	DY-102872020		123	SLIDE CAM SCREW	DY-100526020
45	DRAG WASHER-L	DY-102377010		124	SLIDE CAM-D	DY-102394010
46	DRAG WASHER-D1	DY-100057020		125	CLICK SPRING	DY-102002010
47	DRAG WASHER-A	DY-100985010		127	LINK PLATE	DY-102894010
48	DRAG WASHER-D2	DY-102134011		128	LINK PLATE SCREW	DY-103014010
49	SLEEVE WASHER(OPTIONAL)	DY-100144050		133	HOOK HOLDER	DY-102898010
50	SLEEVE	DY-101983010		134	HOOK HOLDER WASHER	DY-101168020
51X	GEAR SIDE PLATE ASSEMBLY	DY-U03528060		135	HOOK HOLDER SCREW	DY-100246030
53	ONE WAY CLUTCH	DY-101515010		136	HOOK HOLDER SPRING	DY-102968010
54	O-RING	DY-100209020		141	HOOD	DY-103521020
55	BALL BEARING	DY-102971010		142	HOOD SCREW	DY-101177060
56	BEARING RETAINER	DY-101588011		143	FRONT COVER SCREW-B	DY-101177060
57X	CAST CONTROL CAP ASSEMBLY	DY-U03164050		144	LOCK LEVER	DY-103538011
58	CLICKER	DY-101674011		147	GUIDE PIN	DY-103288010
59	CLICK PLATE	DY-101675011		148	WASHER(OPTIONAL)	DY-103567010
60	CLICK PLATE RETAINER	DY-101543012		149	SLIDE PLATE	DY-104040010
61	TENSION WASHER	DY-100073011		150	SLIDE PLATE SCREW	DY-101177060
62	SPOOL SPACER-B	DY-100074021		151	LOCK LEVER SPRING	DY-104100010
66	GEAR SIDE COVER SCREW-A	DY-101177010				

TLCP1SHL

Key #	Description	Order ID #		Key #	Description	Order ID #
1	FRAME	DY-103549020		67	GEAR SIDE COVER SCREW-B	DY-100035030
2	CLUTCH BAR PLATE-R	DY-102881010		69	LUBE PORT CAP	DY-101698160
3	CLUTCH BAR PLATE-L	DY-102882010		70	LUBE PORT CAP SCREW	DY-101507030
4	CLUTCH BAR ASSEMBLY	DY-102883060		71	DRAG SPRING WASHER	DY-100088010
6	CLUTCH BAR SCREW	DY-101507030		72	CLICK HOLDER	DY-101765010
7	LEVEL WIND ASSEMBLY	DY-103522020		73X	STAR DRAG COMPLETE	DY-U02947062
8	PIPE	DY-103286010		74	CLICK LEAF SPRING	DY-101763010
9	WORM SHAFT	DY-103287010		75	CLICK PLATE-B	DY-101764010
10	BALL BEARING	DY-102954010		76	CLICK PLATE RETAINER	DY-101766011
11	WORM SHAFT BUSHING-A	DY-102438010		77	HANDLE WASHER	DY-100933010
12	IDLER-S	DY-100019010		78X	HANDLE COMPLETE	DY-101864030
13	WORM SHAFT PIN	DY-100020010		79	BALL BEARING	DY-102950010
14	BALL BEARING	DY-102954010		80	HANDLE KNOB	DY-103630030
16	WORM SHAFT WASHER	DY-100539010		81	BALL BEARING	DY-102950010
17	E-RING	DY-100047010		82	HANDLE KNOB SCREW	DY-100180010
18	PILLAR	DY-102711020		83	HANDLE KNOB CAP	DY-102309011
19	LEVEL WIND PIN	DY-100464011		84	HANDLE WASHER	DY-100933010
20	SPACER(OPTIONAL)	DY-100025010		85	HANDLE NUT	DY-101176070
21	LEVEL WIND NUT	DY-100288021		86	HANDLE NUT RETAINER	DY-103642050
22	FRONT COVER	DY-103550020		87	SCREW	DY-101202020
23	FRONT COVER SCREW	DY-100152010		88X	SPOOL COMPLETE	DY-103518010
24	BALL BEARING	DY-102952010		89	BALL BEARING	DY-100156010
25	CRANK SHAFT	DY-103654010		90	PIN	DY-100120010
26	IDLER-L WASHER-A	DY-100548010		91	BRAKE HOLDER	DY-103275010
27	IDLER-L	DY-101938020		92	BRAKE SHOE ASSEMBLY	DY-103272010
28	IDLER-L WASHER-B	DY-100045020		94	BRAKE HOLDER PLATE	DY-103277010
29	BEARING PLATE	DY-102944020		95	BRAKE HOLDER PLATE SCREW	DY-100526010
30	E-RING	DY-100047010		96X	PALM SIDE PLATE ASSEMBLY	DY-UA3556020
31	BEARING PLATE SCREW	DY-100028070		98	CONTROL DIAL	DY-102917010
33	CLUTCH CAM	DY-103551010		99	SPOOL COVER	DY-103537010
34	CLUTCH SPRING	DY-102690010		105	SPOOL COVER SCREW	DY-100141010
35	KICK LEVER	DY-102308011		106	SPOOL SPACER-A	DY-101850010
36	KICK LEVER SPRING	DY-102058010		107	BALL BEARING	DY-100155010
37	CAM PLATE	DY-103552010		108	BEARING RETAINER	DY-102976010
38	CAM PLATE SCREW	DY-101177050		114	WASHER(OPTIONAL)	DY-100073011
39	PINION YOKE	DY-102165010		117	CLUTCH WASHER	DY-100539030
40	PINION GEAR	DY-102958010		118	CLUTCH SCREW	DY-103013020
41	PINION YOKE SPRING	DY-102465010		120	BRAKE PLATE HOLDER ASSEMBLY	DY-103559010
42	RATCHET	DY-100818020		121	SLIDE CAM SPRING	DY-102665010
43	RATCHET WASHER	DY-103772010		122	SLIDE CAM-H	DY-103342010
44	DRIVE GEAR	DY-102965020		123	SLIDE CAM SCREW	DY-100526020
45	DRAG WASHER-L	DY-102377010		124	SLIDE CAM-D	DY-102394010
46	DRAG WASHER-D1	DY-100057020		125	CLICK SPRING	DY-102002010
47	DRAG WASHER-A	DY-100985010		127	LINK PLATE	DY-102894010
48	DRAG WASHER-D2	DY-102134011		128	LINK PLATE SCREW	DY-103014010
49	SLEEVE WASHER(OPTIONAL)	DY-100144050		133	HOOK HOLDER	DY-102943010
50	SLEEVE	DY-101983010		134	HOOK HOLDER WASHER	DY-101168020
51X	GEAR SIDE PLATE ASSEMBLY	DY-U03554050		135	HOOK HOLDER SCREW	DY-100246030
53	ONE WAY CLUTCH	DY-101515010		136	HOOK HOLDER SPRING	DY-102969010
54	O-RING	DY-100209020		141	HOOD	DY-103521020
55	BALL BEARING	DY-102971010		142	HOOD SCREW	DY-101177060
56	BEARING RETAINER	DY-101588011		143	FRONT COVER SCREW-B	DY-101177060
57X	CAST CONTROL CAP ASSEMBLY	DY-U03164050		144	LOCK LEVER	DY-103557011
58	CLICKER	DY-101674011		147	GUIDE PIN	DY-103288010
59	CLICK PLATE	DY-101675011		148	WASHER(OPTIONAL)	DY-103567010
60	CLICK PLATE RETAINER	DY-101543012		149	SLIDE PLATE	DY-104041010
61	TENSION WASHER	DY-100073011		150	SLIDE PLATE SCREW	DY-101177060
62	SPOOL SPACER-B	DY-100074021		151	LOCK LEVER SPRING	DY-104101010
66	GEAR SIDE COVER SCREW-A	DY-101177010				