



TEAM LEW'S LITE SPEED SPOOL® LFS

TLL1H, TLL1SH, TLL1X, TLL1XH



Speed Spool Baitcast reels are designed to be **Lighter, Faster and Stronger**

Driven by innovation – Fueled with Passion

Feel the Difference!

TEAM LEW'S LITE SPEED SPOOL® LFS



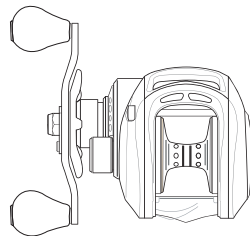
Reel Specifications

| Model | Weight (oz.) | Gear Ratio | Line Capacity (yd./lb.) | IPT |
|----------|--------------|------------|-------------------------|-----|
| TLL1H | 5.7 | 6.8:1 | 120/12 | 28" |
| TLL1SH | 5.7 | 7.5:1 | 120/12 | 31" |
| TLL1XH | 5.7 | 8.3:1 | 120/12 | 35" |
| TLL1SHL* | 5.7 | 7.5:1 | 120/12 | 31" |

*Left hand retrieve.

FEATURES:

- One-piece aluminum frame
- Aircraft grade machined duralumin double anodized U-spool
- SpeedCast® externally adjustable Centrifugal Brake System
- Carbon fiber drag system
- Rugged carbon fiber drag system provides up to 14 lbs. of drag power
- Ti coated zirconia line guide
- 85mm bowed carbon handle with duracork/EVA paddle shaped knobs
- External lube port



Performance – Right out of the Box!

Your new Speed Spool LFS baitcast reel by Lew's® is designed for performance and functionality. From the way it conforms to your hand, to the way it reacts crisply and effortlessly to your command, you'll know the minute you grab onto the Speed Spool® that you've got a quality reel.

Your Speed Spool® reel exploits several new developments which will allow you to set yourself apart from the competition.

High Strength Brass Gearing

The drive gear, crankshaft, and worm shaft are made of high strength brass for increased strength and durability. In addition to these advantages, brass provides exceptionally low friction to enhance efficiency.

One-piece Die Cast Aluminum Frame

Your Speed Spool® reel utilizes a one-piece all aluminum frame. So you'll never have to worry about frame twisting or torquing.

Innovative Line Recognition Speed Dial

Your Speed Spool® reel features a convenient line indicator dial on the spool's tension knob. Quickly recognize what line type and line weight you have loaded on your reel.

SPEED DIAL



Double Anodized Duralumin U-spool

The spool on your Lew's® reel has been engineered to maximize casting distance. Double anodized to withstand oxidation and abrasion, this lightweight machined forged U-shaped duralumin spool will allow you to propel your lure farther than the competition - and you'll have a greater degree of control with less standing between you and the fish.

Machined Aluminum Spool

10 Bearing System

Zero-Reverse Bearing

The handle on your Speed Spool® reel will only rotate forward for rock solid hook setting. When you release the handle it will hold its position because of the Zero-Reverse bearing, never losing an inch on your catch; an invaluable property to have when you're pulling it in.

Externally Adjustable Centrifugal Brake System

The SpeedCast® Adjustable Centrifugal Brake System delivers an extreme range of braking power from free spool to maximum by simply clicking its external dial to choose among 27 variable settings. The Team Lew's® Speed Spool Pro puts you in control of your casts, perfectly aligning brake power to lure size. With this system you will have more casting control over light lures, while maximizing casting distance with all lures.



Cast Control System

A second feature exists to prevent backlash, the Cast Control System. An adjustment knob is found next to the star drag. The function saddles the spool shaft with steady pressure in order to stabilize spool speed.

To calibrate the system reel your lure in until it rests on the tip of the rod, then tighten the knob until taut. Depress the thumb bar, and holding the rod horizontally loosen the knob slowly until the lure begins to descend. The spool should continue to spin after the lure contacts the ground, but should not complete more than one full rotation. If the spool does not continue to spin, the knob is too tight. If the spool completes more than one rotation, the knob is too loose. Repeat until you have achieved the desired results.

Bowed 85mm Carbon Fiber Handle

Our 85mm bowed carbon fiber handle will give you all the cranking power you need. The Lew's® custom duracork/EVA contoured paddle is an added bonus and will provide comfortable fit and ease for all day fishing.



TEAM LEW'S *LITE* SPEED SPOOL® LFS TLL1H, TLL1SH, TLL1X, TLL1XH

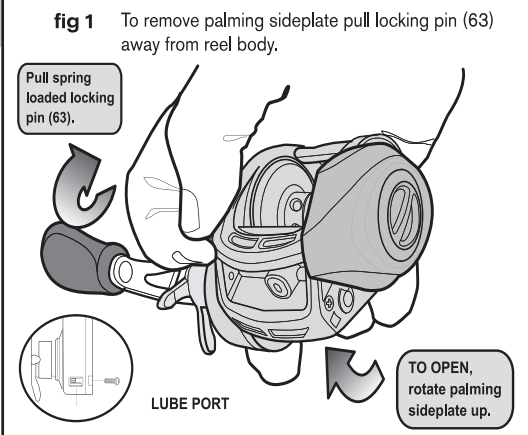
One Year Limited Warranty

Lew's® Warrants its products¹ to withstand normal² use for the purpose designed and intended when manufactured for a period of one (1) year from the original retail sale date to the original retail consumer. Lew's® will at its option repair or replace³ Lew's® products when required for the warranty period and return⁴ the product to the owner at no additional⁵ cost to the owner.

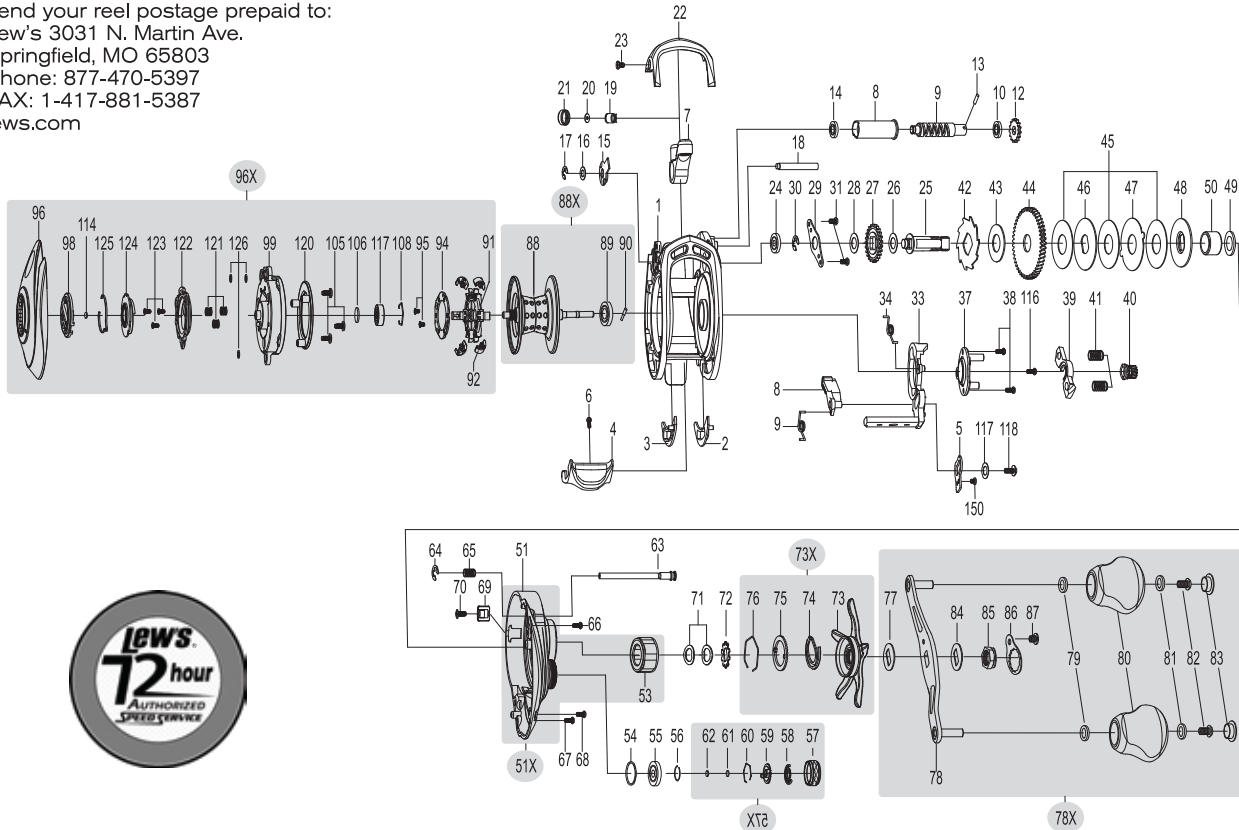
Maintenance and Care

When applying lubricant to your Speed Spool® reel, avoid using multi-purpose oil. Use lightweight oils or greases made for fishing reels. Apply oil to all bearings, the crankshaft and the worm gear. Apply grease to the bushings, pinion gears, drive gears, and crank gears.

After usage, your reel should be inspected for dirt or sand and cleaned if excessive build-up is present. If your reel has come in contact with saltwater it is important to flush all parts with water, dry and re-lubricate your reel. Through diligent cleaning and maintenance your Lew's® reel will provide you with years of reliability and sound performance.



For professional cleaning and maintenance send your reel postage prepaid to:
Lew's 3031 N. Martin Ave.
Springfield, MO 65803
Phone: 877-470-5397
FAX: 1-417-881-5387
lews.com



| KEY # | PART NAME | KEY # | PART NAME | KEY # | PART NAME |
|-------|------------------------|-------|---------------------------|-------|---------------------------------|
| 1 | FRAME | 42 | RATCHET | 78X | HANDLE ASSEMBLY |
| 2 | CLUTCH BAR PLATE (A) | 43 | RATCHET WASHER | 79 | BALL BEARING (2) |
| 3 | CLUTCH BAR PLATE (B) | 44 | DRIVE GEAR | 80 | HANDLE KNOB (2) |
| 4 | CLUTCH BAR | 45 | DRAG WASHER (L-3) | 81 | BALL BEARING (2) |
| 5 | LINK PLATE | 46 | DRAG WASHER (D-1) | 83 | HANDLE KNOB SCREW (2) |
| 6 | CLUTCH BAR SCREW | 47 | DRAG WASHER (A) | 84 | HANDLE WASHER |
| 7 | LEVELWIND ASSEMBLY | 48 | DRAG WASHER (D-2) | 85 | HANDLE NUT |
| 8 | PIPE | 49 | SLEEVE WASHER (OPTIONAL) | 86 | HANDLE NUT CAP |
| 9 | WORM SHAFT | 50 | SLEEVE | 87 | HANDLE NUT RETAINER SCREW |
| 10 | BALL BEARING | 51 | GEAR SIDEPLATE | 88 | SHOULDER |
| 12 | IDLER(S) | 51X | GEAR SIDEPLATE ASSEMBLY | 88X | SPOOL ASSEMBLY |
| 13 | WORM SHAFT PIN | 53 | ONE-WAY CLUTCH BEARING | 89 | BALL BEARING |
| 15 | WORM SHAFT BUSHING (B) | 54 | O-RING | 90 | PIN |
| 16 | WORM SHAFT WASHER | 55 | BALL BEARING | 96 | PALMING SIDEPLATE |
| 17 | E-RING | 56 | BEARING RETAINER | 96X | PALMING SIDEPLATE ASSEMBLY |
| 18 | PILLAR | 57 | CAST CONTROL CAP | 98 | CONTROL DIAL |
| 19 | LEVELWIND PIN | 57X | CAST CONTROL CAP ASSEMBLY | 99 | SPOOL COVER |
| 20 | SPACER (OPTIONAL) | 61 | TENSION WASHER | 100 | MAGNET HOLDER-D |
| 21 | LEVELWIND NUT | 62 | SPOOL SPACER (B) | 101 | MAGNET HOLDER PLATE-D |
| 22 | FRONT COVER | 63 | LOCKING PIN | 102 | MAGNET (5) |
| 23 | FRONT COVER SCREW (2) | 64 | E-RING | 105 | SPOOL COVER SCREW (3) |
| 24 | BALL BEARING | 65 | LOCKING PIN SPRING | 106 | SPOOL SPACER |
| 25 | CRANKSHAFT | 66 | GEAR SIDEPLATE SCREW (A) | 107 | BALL BEARING |
| 26 | IDLER (L) WASHER (A) | 67 | GEAR SIDEPLATE SCREW (B) | 108 | BEARING RETAINER |
| 27 | IDLER (L) | 71 | DRAG SPRING WASHER (A-2) | 116 | CAM PLATE SCREW |
| 28 | IDLER(L) WASHER (B) | 72 | DRAG SPACER | 117 | CLUTCH WASHER |
| 29 | BEARING PLATE | 73 | STAR DRAG | 118 | CLUTCH SCREW |
| 30 | E-RING | 73X | STAR DRAG ASSEMBLY | 121 | SPRING (3) |
| 31 | BEARING PLATE SCREW | 74 | CLICK SPRING | 122 | SLIDE CAM-H |
| 33 | CLUTCH CAM | 75 | CLICK PLATE-B | 123 | SLIDE CAM-H SCREW (3) |
| 39 | PINION YOKE | 76 | CLICK PLATE RETAINER | 124 | SLIDE CAM-D |
| 40 | PINION GEAR | 77 | LEAF SPRING | 126 | SPOOL COVER SPACER (3) OPTIONAL |
| 41 | PINION YOKE SPRING (2) | 78 | HANDLE | 150 | LINK PLATE SCREW |



TLL1H

| Key # | Description | Order ID # | | Key # | Description | Order ID # |
|-------|---------------------------|--------------|--|-------|------------------------------|--------------|
| 1 | FRAME | DY-102880030 | | 60 | CLICK PLATE RETAINER | DY-101543012 |
| 2 | CLUTCH BAR PLATE-R | DY-102881010 | | 61 | TENSION WASHER | DY-100073011 |
| 3 | CLUTCH BAR PLATE-L | DY-102882010 | | 62 | SPOOL SPACER-B | DY-100074021 |
| 4 | CLUTCH BAR ASSEMBLY | DY-102883020 | | 63 | LOCKING PIN | DY-102903020 |
| 6 | CLUTCH BAR SCREW | DY-101507030 | | 64 | E-RING | DY-100621010 |
| 7 | LEVEL WIND ASSEMBLY | DY-102878020 | | 65 | LOCKING PIN SPRING | DY-101308010 |
| 8 | PIPE | DY-101406010 | | 66 | GEAR SIDE COVER SCREW-A | DY-101177010 |
| 9 | WORM SHAFT | DY-100226010 | | 67 | GEAR SIDE COVER SCREW-B | DY-100035020 |
| 10 | BALL BEARING | DY-102954010 | | 68 | GEAR SIDE COVER SCREW-C | DY-100028020 |
| 11 | WORM SHAFT BUSHING-A | DY-100145011 | | 69 | LUBE PORT CAP | DY-101698080 |
| 12 | IDLER-S | DY-100019010 | | 70 | LUBE PORT CAP SCREW | DY-101507030 |
| 13 | WORM SHAFT PIN | DY-100020010 | | 71 | DRAG SPRING WASHER | DY-100088010 |
| 14 | BALL BEARING | DY-102954010 | | 72 | CLICK HOLDER | DY-101765010 |
| 16 | WORM SHAFT WASHER | DY-100539010 | | 73X | STAR DRAG COMPLETE | DY-U02932012 |
| 17 | E-RING | DY-100047010 | | 74 | CLICKER | DY-101763010 |
| 18 | PILLAR | DY-102711020 | | 75 | CLICK PLATE | DY-101764010 |
| 19 | LEVEL WIND PIN | DY-100464011 | | 76 | CLICK PLATE RETAINER | DY-101766011 |
| 20 | SPACER(OPTIONAL) | DY-100025010 | | 77 | HANDLE WASHER | DY-100933010 |
| 21 | LEVEL WIND NUT | DY-100288021 | | 78X | HANDLE COMPLETE | DY-103009010 |
| 22 | FRONT COVER | DY-102887031 | | 79 | BALL BEARING | DY-102950010 |
| 23 | FRONT COVER SCREW | DY-100152010 | | 80 | HANDLE KNOB | DY-103010010 |
| 24 | BALL BEARING | DY-102952010 | | 81 | BALL BEARING | DY-102950010 |
| 25 | CRANK SHAFT | DY-103649010 | | 82 | HANDLE KNOB SCREW | DY-100180010 |
| 26 | IDLER-L WASHER-A | DY-100548010 | | 83 | HANDLE KNOB CAP | DY-102309021 |
| 27 | IDLER-L | DY-101938020 | | 84 | HANDLE WASHER | DY-100933010 |
| 28 | IDLER-L WASHER-B | DY-100045020 | | 85 | HANDLE NUT | DY-100319050 |
| 29 | BEARING PLATE | DY-102889030 | | 86 | HANDLE NUT RETAINER | DY-101798060 |
| 30 | E-RING | DY-100047010 | | 87 | SCREW | DY-101202020 |
| 31 | BEARING PLATE SCREW | DY-100028070 | | 88X | SPOOL COMPLETE | DY-102910010 |
| 33 | CLUTCH CAM | DY-102893010 | | 89 | BALL BEARING | DY-100156010 |
| 34 | CLUTCH SPRING | DY-102688010 | | 90 | PIN | DY-100120010 |
| 35 | KICK LEVER | DY-102307011 | | 91 | BRAKE HOLDER | DY-102390010 |
| 36 | KICK LEVER SPRING | DY-102048010 | | 92 | BRAKE SHOE | DY-102391010 |
| 37 | CAM PLATE | DY-102895010 | | 94 | BRAKE HOLDER PLATE | DY-102392010 |
| 38 | CAM PLATE SCREW | DY-101177050 | | 95 | BRAKE HOLDER PLATE SCREW | DY-100526010 |
| 39 | PINION YOKE | DY-102073010 | | 96X | PALM SIDE PLATE ASSEMBLY | DY-UA2915030 |
| 40 | PINION GEAR | DY-102928010 | | 98 | CONTROL DIAL | DY-102917030 |
| 41 | PINION YOKE SPRING | DY-102465010 | | 99 | SPOOL COVER | DY-102920010 |
| 42 | RATCHET | DY-100818020 | | 103 | SPRING | DY-102665010 |
| 43 | RATCHET WASHER | DY-103772010 | | 105 | SPOOL COVER SCREW | DY-100141010 |
| 44 | DRIVE GEAR | DY-102870020 | | 106 | SPOOL SPACER-A | DY-101850010 |
| 45 | DRAG WASHER-L | DY-102377010 | | 107 | BALL BEARING | DY-100155010 |
| 46 | DRAG WASHER-D1 | DY-100057020 | | 108 | BEARING RETAINER | DY-102976010 |
| 47 | DRAG WASHER-A | DY-100985010 | | 114 | WASHER(OPTIONAL) | DY-100073011 |
| 48 | DRAG WASHER-D2 | DY-102134011 | | 116 | CAM PLATE SCREW | DY-100035050 |
| 49 | SLEEVE WASHER(OPTIONAL) | DY-100086010 | | 117 | CLUTCH WASHER | DY-100539030 |
| 50 | SLEEVE | DY-101983010 | | 118 | CLUTCH SCREW | DY-103013020 |
| 51X | GEAR SIDE PLATE ASSEMBLY | DY-U02901080 | | 120 | BRAKE PLATE HOLDER ASSEMBLY | DY-102925010 |
| 53 | ONE WAY CLUTCH | DY-101515010 | | 122 | SLIDE CAM-H | DY-102395010 |
| 54 | O-RING | DY-100209020 | | 123 | SLIDE CAM SCREW | DY-100526020 |
| 55 | BALL BEARING | DY-102971010 | | 124 | SLIDE CAM-D | DY-102394010 |
| 56 | BEARING RETAINER | DY-101588011 | | 125 | CLICK SPRING | DY-102002010 |
| 57X | CAST CONTROL CAP ASSEMBLY | DY-U03164060 | | 126 | SPOOL COVER SPACER(OPTIONAL) | DY-102635020 |
| 58 | CLICKER | DY-101674011 | | 127 | LINK PLATE | DY-102894010 |
| 59 | CLICK PLATE | DY-101675011 | | 128 | LINK PLATE SCREW | DY-103014010 |

TLL1SH

| Key # | Description | Order ID # | | Key # | Description | Order ID # |
|-------|---------------------------|--------------|--|-------|------------------------------|--------------|
| 1 | FRAME | DY-102880030 | | 60 | CLICK PLATE RETAINER | DY-101543012 |
| 2 | CLUTCH BAR PLATE-R | DY-102881010 | | 61 | TENSION WASHER | DY-100073011 |
| 3 | CLUTCH BAR PLATE-L | DY-102882010 | | 62 | SPOOL SPACER-B | DY-100074021 |
| 4 | CLUTCH BAR ASSEMBLY | DY-102883020 | | 63 | LOCKING PIN | DY-102903020 |
| 6 | CLUTCH BAR SCREW | DY-101507030 | | 64 | E-RING | DY-100621010 |
| 7 | LEVEL WIND ASSEMBLY | DY-102878020 | | 65 | LOCKING PIN SPRING | DY-101308010 |
| 8 | PIPE | DY-101406010 | | 66 | GEAR SIDE COVER SCREW-A | DY-101177010 |
| 9 | WORM SHAFT | DY-100226010 | | 67 | GEAR SIDE COVER SCREW-B | DY-100035020 |
| 10 | BALL BEARING | DY-102954010 | | 68 | GEAR SIDE COVER SCREW-C | DY-100028020 |
| 11 | WORM SHAFT BUSHING-A | DY-100145011 | | 69 | LUBE PORT CAP | DY-101698080 |
| 12 | IDLER-S | DY-100019010 | | 70 | LUBE PORT CAP SCREW | DY-101507030 |
| 13 | WORM SHAFT PIN | DY-100020010 | | 71 | DRAG SPRING WASHER | DY-100088010 |
| 14 | BALL BEARING | DY-102954010 | | 72 | CLICK HOLDER | DY-101765010 |
| 16 | WORM SHAFT WASHER | DY-100539010 | | 73X | STAR DRAG COMPLETE | DY-U02932022 |
| 17 | E-RING | DY-100047010 | | 74 | CLICKER | DY-101763010 |
| 18 | PILLAR | DY-102711020 | | 75 | CLICK PLATE | DY-101764010 |
| 19 | LEVEL WIND PIN | DY-100464011 | | 76 | CLICK PLATE RETAINER | DY-101766011 |
| 20 | SPACER(OPTIONAL) | DY-100025010 | | 77 | HANDLE WASHER | DY-100933010 |
| 21 | LEVEL WIND NUT | DY-100288021 | | 78X | HANDLE COMPLETE | DY-103009010 |
| 22 | FRONT COVER | DY-102887031 | | 79 | BALL BEARING | DY-102950010 |
| 23 | FRONT COVER SCREW | DY-100152010 | | 80 | HANDLE KNOB | DY-103010010 |
| 24 | BALL BEARING | DY-102952010 | | 81 | BALL BEARING | DY-102950010 |
| 25 | CRANK SHAFT | DY-103649010 | | 82 | HANDLE KNOB SCREW | DY-100180010 |
| 26 | IDLER-L WASHER-A | DY-100548010 | | 83 | HANDLE KNOB CAP | DY-102309021 |
| 27 | IDLER-L | DY-101938020 | | 84 | HANDLE WASHER | DY-100933010 |
| 28 | IDLER-L WASHER-B | DY-100045020 | | 85 | HANDLE NUT | DY-100319050 |
| 29 | BEARING PLATE | DY-102889030 | | 86 | HANDLE NUT RETAINER | DY-101798060 |
| 30 | E-RING | DY-100047010 | | 87 | SCREW | DY-101202020 |
| 31 | BEARING PLATE SCREW | DY-100028070 | | 88X | SPOOL COMPLETE | DY-102910010 |
| 33 | CLUTCH CAM | DY-102893010 | | 89 | BALL BEARING | DY-100156010 |
| 34 | CLUTCH SPRING | DY-102688010 | | 90 | PIN | DY-100120010 |
| 35 | KICK LEVER | DY-102307011 | | 91 | BRAKE HOLDER | DY-102390010 |
| 36 | KICK LEVER SPRING | DY-102048010 | | 92 | BRAKE SHOE | DY-102391010 |
| 37 | CAM PLATE | DY-102895010 | | 94 | BRAKE HOLDER PLATE | DY-102392010 |
| 38 | CAM PLATE SCREW | DY-101177050 | | 95 | BRAKE HOLDER PLATE SCREW | DY-100526010 |
| 39 | PINION YOKE | DY-102073010 | | 96X | PALM SIDE PLATE ASSEMBLY | DY-UA2915030 |
| 40 | PINION GEAR | DY-102929010 | | 98 | CONTROL DIAL | DY-102917030 |
| 41 | PINION YOKE SPRING | DY-102465010 | | 99 | SPOOL COVER | DY-102920010 |
| 42 | RATCHET | DY-100818020 | | 103 | SPRING | DY-102665010 |
| 43 | RATCHET WASHER | DY-103772010 | | 105 | SPOOL COVER SCREW | DY-100141010 |
| 44 | DRIVE GEAR | DY-102871020 | | 106 | SPOOL SPACER-A | DY-101850010 |
| 45 | DRAG WASHER-L | DY-102377010 | | 107 | BALL BEARING | DY-100155010 |
| 46 | DRAG WASHER-D1 | DY-100057020 | | 108 | BEARING RETAINER | DY-102976010 |
| 47 | DRAG WASHER-A | DY-100985010 | | 114 | WASHER(OPTIONAL) | DY-100073011 |
| 48 | DRAG WASHER-D2 | DY-102134011 | | 116 | CAM PLATE SCREW | DY-100035050 |
| 49 | SLEEVE WASHER(OPTIONAL) | DY-100086010 | | 117 | CLUTCH WASHER | DY-100539030 |
| 50 | SLEEVE | DY-101983010 | | 118 | CLUTCH SCREW | DY-103013020 |
| 51X | GEAR SIDE PLATE ASSEMBLY | DY-U02901090 | | 120 | BRAKE PLATE HOLDER ASSEMBLY | DY-102925010 |
| 53 | ONE WAY CLUTCH | DY-101515010 | | 122 | SLIDE CAM-H | DY-102395010 |
| 54 | O-RING | DY-100209020 | | 123 | SLIDE CAM SCREW | DY-100526020 |
| 55 | BALL BEARING | DY-102971010 | | 124 | SLIDE CAM-D | DY-102394010 |
| 56 | BEARING RETAINER | DY-101588011 | | 125 | CLICK SPRING | DY-102002010 |
| 57X | CAST CONTROL CAP ASSEMBLY | DY-U03164060 | | 126 | SPOOL COVER SPACER(OPTIONAL) | DY-102635020 |
| 58 | CLICKER | DY-101674011 | | 127 | LINK PLATE | DY-102894010 |
| 59 | CLICK PLATE | DY-101675011 | | 128 | LINK PLATE SCREW | DY-103014010 |

TLL1XH

| Key # | Description | Order ID # | | Key # | Description | Order ID # |
|-------|---------------------------|--------------|--|-------|------------------------------|--------------|
| 1 | FRAME | DY-102880030 | | 60 | CLICK PLATE RETAINER | DY-101543012 |
| 2 | CLUTCH BAR PLATE-R | DY-102881010 | | 61 | TENSION WASHER | DY-100073011 |
| 3 | CLUTCH BAR PLATE-L | DY-102882010 | | 62 | SPOOL SPACER-B | DY-100074021 |
| 4 | CLUTCH BAR ASSEMBLY | DY-102883020 | | 63 | LOCKING PIN | DY-102903020 |
| 6 | CLUTCH BAR SCREW | DY-101507030 | | 64 | E-RING | DY-100621010 |
| 7 | LEVEL WIND ASSEMBLY | DY-102878020 | | 65 | LOCKING PIN SPRING | DY-101308010 |
| 8 | PIPE | DY-101406010 | | 66 | GEAR SIDE COVER SCREW-A | DY-101177010 |
| 9 | WORM SHAFT | DY-100226010 | | 67 | GEAR SIDE COVER SCREW-B | DY-100035020 |
| 10 | BALL BEARING | DY-102954010 | | 68 | GEAR SIDE COVER SCREW-C | DY-100028020 |
| 11 | WORM SHAFT BUSHING-A | DY-100145011 | | 69 | LUBE PORT CAP | DY-101698080 |
| 12 | IDLER-S | DY-100019010 | | 70 | LUBE PORT CAP SCREW | DY-101507030 |
| 13 | WORM SHAFT PIN | DY-100020010 | | 71 | DRAG SPRING WASHER | DY-100088010 |
| 14 | BALL BEARING | DY-102954010 | | 72 | CLICK HOLDER | DY-101765010 |
| 16 | WORM SHAFT WASHER | DY-100539010 | | 73X | STAR DRAG COMPLETE | DY-U02932032 |
| 17 | E-RING | DY-100047010 | | 74 | CLICKER | DY-101763010 |
| 18 | PILLAR | DY-102711020 | | 75 | CLICK PLATE | DY-101764010 |
| 19 | LEVEL WIND PIN | DY-100464011 | | 76 | CLICK PLATE RETAINER | DY-101766011 |
| 20 | SPACER(OPTIONAL) | DY-100025010 | | 77 | HANDLE WASHER | DY-100933010 |
| 21 | LEVEL WIND NUT | DY-100288021 | | 78X | HANDLE COMPLETE | DY-103009010 |
| 22 | FRONT COVER | DY-102887031 | | 79 | BALL BEARING | DY-102950010 |
| 23 | FRONT COVER SCREW | DY-100152010 | | 80 | HANDLE KNOB | DY-103010010 |
| 24 | BALL BEARING | DY-102952010 | | 81 | BALL BEARING | DY-102950010 |
| 25 | CRANK SHAFT | DY-103649010 | | 82 | HANDLE KNOB SCREW | DY-100180010 |
| 26 | IDLER-L WASHER-A | DY-100548010 | | 83 | HANDLE KNOB CAP | DY-102309021 |
| 27 | IDLER-L | DY-101938020 | | 84 | HANDLE WASHER | DY-100933010 |
| 28 | IDLER-L WASHER-B | DY-100045020 | | 85 | HANDLE NUT | DY-100319050 |
| 29 | BEARING PLATE | DY-102889030 | | 86 | HANDLE NUT RETAINER | DY-101798060 |
| 30 | E-RING | DY-100047010 | | 87 | SCREW | DY-101202020 |
| 31 | BEARING PLATE SCREW | DY-100028070 | | 88X | SPOOL COMPLETE | DY-102910010 |
| 33 | CLUTCH CAM | DY-102893010 | | 89 | BALL BEARING | DY-100156010 |
| 34 | CLUTCH SPRING | DY-102688010 | | 90 | PIN | DY-100120010 |
| 35 | KICK LEVER | DY-102307011 | | 91 | BRAKE HOLDER | DY-102390010 |
| 36 | KICK LEVER SPRING | DY-102048010 | | 92 | BRAKE SHOE | DY-102391010 |
| 37 | CAM PLATE | DY-102895010 | | 94 | BRAKE HOLDER PLATE | DY-102392010 |
| 38 | CAM PLATE SCREW | DY-101177050 | | 95 | BRAKE HOLDER PLATE SCREW | DY-100526010 |
| 39 | PINION YOKE | DY-102073010 | | 96X | PALM SIDE PLATE ASSEMBLY | DY-UA2915030 |
| 40 | PINION GEAR | DY-102930010 | | 98 | CONTROL DIAL | DY-102917030 |
| 41 | PINION YOKE SPRING | DY-102465010 | | 99 | SPOOL COVER | DY-102920010 |
| 42 | RATCHET | DY-100818020 | | 103 | SPRING | DY-102665010 |
| 43 | RATCHET WASHER | DY-103772010 | | 105 | SPOOL COVER SCREW | DY-100141010 |
| 44 | DRIVE GEAR | DY-102872020 | | 106 | SPOOL SPACER-A | DY-101850010 |
| 45 | DRAG WASHER-L | DY-102377010 | | 107 | BALL BEARING | DY-100155010 |
| 46 | DRAG WASHER-D1 | DY-100057020 | | 108 | BEARING RETAINER | DY-102976010 |
| 47 | DRAG WASHER-A | DY-100985010 | | 114 | WASHER(OPTIONAL) | DY-100073011 |
| 48 | DRAG WASHER-D2 | DY-102134011 | | 116 | CAM PLATE SCREW | DY-100035050 |
| 49 | SLEEVE WASHER(OPTIONAL) | DY-100086010 | | 117 | CLUTCH WASHER | DY-100539030 |
| 50 | SLEEVE | DY-101983010 | | 118 | CLUTCH SCREW | DY-103013020 |
| 51X | GEAR SIDE PLATE ASSEMBLY | DY-U02901100 | | 120 | BRAKE PLATE HOLDER ASSEMBLY | DY-102925010 |
| 53 | ONE WAY CLUTCH | DY-101515010 | | 122 | SLIDE CAM-H | DY-102395010 |
| 54 | O-RING | DY-100209020 | | 123 | SLIDE CAM SCREW | DY-100526020 |
| 55 | BALL BEARING | DY-102971010 | | 124 | SLIDE CAM-D | DY-102394010 |
| 56 | BEARING RETAINER | DY-101588011 | | 125 | CLICK SPRING | DY-102002010 |
| 57X | CAST CONTROL CAP ASSEMBLY | DY-U03164060 | | 126 | SPOOL COVER SPACER(OPTIONAL) | DY-102635020 |
| 58 | CLICKER | DY-101674011 | | 127 | LINK PLATE | DY-102894010 |
| 59 | CLICK PLATE | DY-101675011 | | 128 | LINK PLATE SCREW | DY-103014010 |

TLL1SHL

| Key # | Description | Order ID # | | Key # | Description | Order ID # |
|-------|---------------------------|--------------|--|-------|------------------------------|--------------|
| 1 | FRAME | DY-102935030 | | 60 | CLICK PLATE RETAINER | DY-101543012 |
| 2 | CLUTCH BAR PLATE-R | DY-102881010 | | 61 | TENSION WASHER | DY-100073011 |
| 3 | CLUTCH BAR PLATE-L | DY-102882010 | | 62 | SPOOL SPACER-B | DY-100074021 |
| 4 | CLUTCH BAR ASSEMBLY | DY-102883020 | | 63 | LOCKING PIN | DY-102903020 |
| 6 | CLUTCH BAR SCREW | DY-101507030 | | 64 | E-RING | DY-100621010 |
| 7 | LEVEL WIND ASSEMBLY | DY-102878020 | | 65 | LOCKING PIN SPRING | DY-101308010 |
| 8 | PIPE | DY-101406010 | | 66 | GEAR SIDE COVER SCREW-A | DY-101177010 |
| 9 | WORM SHAFT | DY-100226010 | | 67 | GEAR SIDE COVER SCREW-B | DY-100035020 |
| 10 | BALL BEARING | DY-102954010 | | 68 | GEAR SIDE COVER SCREW-C | DY-100028020 |
| 11 | WORM SHAFT BUSHING-A | DY-100145011 | | 69 | LUBE PORT CAP | DY-101698080 |
| 12 | IDLER-S | DY-100019010 | | 70 | LUBE PORT CAP SCREW | DY-101507030 |
| 13 | WORM SHAFT PIN | DY-100020010 | | 71 | DRAG SPRING WASHER | DY-100088010 |
| 14 | BALL BEARING | DY-102954010 | | 72 | CLICK HOLDER | DY-101765010 |
| 16 | WORM SHAFT WASHER | DY-100539010 | | 73X | STAR DRAG COMPLETE | DY-U02947022 |
| 17 | E-RING | DY-100047010 | | 74 | CLICKER | DY-101763010 |
| 18 | PILLAR | DY-102711020 | | 75 | CLICK PLATE | DY-101764010 |
| 19 | LEVEL WIND PIN | DY-100464011 | | 76 | CLICK PLATE RETAINER | DY-101766011 |
| 20 | SPACER(OPTIONAL) | DY-100025010 | | 77 | HANDLE WASHER | DY-100933010 |
| 21 | LEVEL WIND NUT | DY-100288021 | | 78X | HANDLE COMPLETE | DY-103009010 |
| 22 | FRONT COVER | DY-102936031 | | 79 | BALL BEARING | DY-102950010 |
| 23 | FRONT COVER SCREW | DY-100152010 | | 80 | HANDLE KNOB | DY-103010010 |
| 24 | BALL BEARING | DY-102952010 | | 81 | BALL BEARING | DY-102950010 |
| 25 | CRANK SHAFT | DY-103650010 | | 82 | HANDLE KNOB SCREW | DY-100180010 |
| 26 | IDLER-L WASHER-A | DY-100548010 | | 83 | HANDLE KNOB CAP | DY-102309021 |
| 27 | IDLER-L | DY-101938020 | | 84 | HANDLE WASHER | DY-100933010 |
| 28 | IDLER-L WASHER-B | DY-100045020 | | 85 | HANDLE NUT | DY-101176050 |
| 29 | BEARING PLATE | DY-102889030 | | 86 | HANDLE NUT RETAINER | DY-101798060 |
| 30 | E-RING | DY-100047010 | | 87 | SCREW | DY-101202020 |
| 31 | BEARING PLATE SCREW | DY-100028070 | | 88X | SPOOL COMPLETE | DY-102910010 |
| 33 | CLUTCH CAM | DY-102939010 | | 89 | BALL BEARING | DY-100156010 |
| 34 | CLUTCH SPRING | DY-102690010 | | 90 | PIN | DY-100120010 |
| 35 | KICK LEVER | DY-102308011 | | 91 | BRAKE HOLDER | DY-102390010 |
| 36 | KICK LEVER SPRING | DY-102058010 | | 92 | BRAKE SHOE | DY-102391010 |
| 37 | CAM PLATE | DY-102940010 | | 94 | BRAKE HOLDER PLATE | DY-102392010 |
| 38 | CAM PLATE SCREW | DY-101177050 | | 95 | BRAKE HOLDER PLATE SCREW | DY-100526010 |
| 39 | PINION YOKE | DY-102083010 | | 96X | PALM SIDE PLATE ASSEMBLY | DY-UA2942030 |
| 40 | PINION GEAR | DY-102958010 | | 98 | CONTROL DIAL | DY-102917030 |
| 41 | PINION YOKE SPRING | DY-102465010 | | 99 | SPOOL COVER | DY-102920010 |
| 42 | RATCHET | DY-100818020 | | 103 | SPRING | DY-102665010 |
| 43 | RATCHET WASHER | DY-103772010 | | 105 | SPOOL COVER SCREW | DY-100141010 |
| 44 | DRIVE GEAR | DY-102965020 | | 106 | SPOOL SPACER-A | DY-101850010 |
| 45 | DRAG WASHER-L | DY-102377010 | | 107 | BALL BEARING | DY-100155010 |
| 46 | DRAG WASHER-D1 | DY-100057020 | | 108 | BEARING RETAINER | DY-102976010 |
| 47 | DRAG WASHER-A | DY-100985010 | | 114 | WASHER(OPTIONAL) | DY-100073011 |
| 48 | DRAG WASHER-D2 | DY-102134011 | | 116 | CAM PLATE SCREW | DY-100035050 |
| 49 | SLEEVE WASHER(OPTIONAL) | DY-100086010 | | 117 | CLUTCH WASHER | DY-100539030 |
| 50 | SLEEVE | DY-101983010 | | 118 | CLUTCH SCREW | DY-103013020 |
| 51X | GEAR SIDE PLATE ASSEMBLY | DY-U02938090 | | 120 | BRAKE PLATE HOLDER ASSEMBLY | DY-102925010 |
| 53 | ONE WAY CLUTCH | DY-101515010 | | 122 | SLIDE CAM-H | DY-102395010 |
| 54 | O-RING | DY-100209020 | | 123 | SLIDE CAM SCREW | DY-100526020 |
| 55 | BALL BEARING | DY-102971010 | | 124 | SLIDE CAM-D | DY-102394010 |
| 56 | BEARING RETAINER | DY-101588011 | | 125 | CLICK SPRING | DY-102002010 |
| 57X | CAST CONTROL CAP ASSEMBLY | DY-U03164060 | | 126 | SPOOL COVER SPACER(OPTIONAL) | DY-102635020 |
| 58 | CLICKER | DY-101674011 | | 127 | LINK PLATE | DY-102894010 |
| 59 | CLICK PLATE | DY-101675011 | | 128 | LINK PLATE SCREW | DY-103014010 |